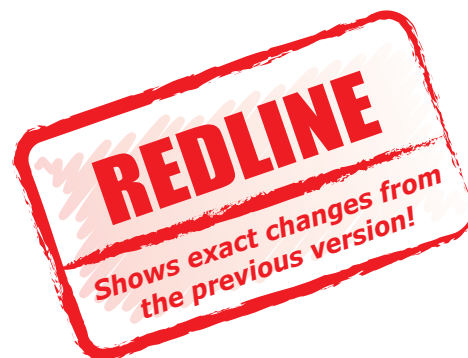




IEEE Standard for Floating-Point Arithmetic

IEEE Computer Society

Sponsored by the
Microprocessor Standards Committee



IEEE
3 Park Avenue
New York, NY 10016-5997, USA
29 August 2008

IEEE Std 754™-2008
(Revision of
IEEE Std 754-1985)

754™

This is a Redline Document produced by Techstreet, a business of Thomson Reuters.

This document is intended to provide users with an indication of changes from one edition to the next. It includes a full-text version of the new document, plus an indication of changes from the previous version.

Redlines are designed to save time and improve efficiencies by using the latest software technology to find and highlight document changes. More professionals are using valuable new technologies like redlines, to help improve outcomes in a fastpaced global business world.

Because it may not be technically possible to capture all changes accurately, it is recommended that users consult previous editions as appropriate. In all cases, only the current base version of this publication is to be considered the official document.

Redline Processing Notes:

1. ~~Red Text~~ - Red strikethrough text denotes deletions.
2. Blue Text - Blue underlined text denotes modifications and additions.

IEEE Standard for Floating-Point Arithmetic

Sponsor

Microprocessor Standards Committee
of the
IEEE Computer Society

Approved 12 June 2008

IEEE-SA Standards Board

Abstract: This standard specifies interchange and arithmetic formats and methods for binary and decimal floating-point arithmetic in computer programming environments. This standard specifies exception conditions and their default handling. An implementation of a floating-point system conforming to this standard may be realized entirely in software, entirely in hardware, or in any combination of software and hardware. For operations specified in the normative part of this standard, numerical results and exceptions are uniquely determined by the values of the input data, sequence of operations, and destination formats, all under user control.

Keywords: arithmetic, binary, computer, decimal, exponent, floating-point, format, interchange, NaN, number, rounding, significand, subnormal

The Institute of Electrical and Electronics Engineers, Inc.
3 Park Avenue, New York, NY 10016-5997, USA

Copyright © 2008 by the Institute of Electrical and Electronics Engineers, Inc.
All rights reserved. Published 29 August 2008. Printed in the United States of America.

IEEE is a registered trademark in the U.S. Patent & Trademark Office, owned by the Institute of Electrical and Electronics Engineers, Incorporated.

PDF: ISBN 978-0-7381-5752-8 STD95802
Print: ISBN 978-0-7381-5753-5 STDPD95802

No part of this publication may be reproduced in any form, in an electronic retrieval system or otherwise, without the prior written permission of the publisher.

IEEE Standards documents are developed within the IEEE Societies and the Standards Coordinating Committees of the IEEE Standards Association (IEEE-SA) Standards Board. The IEEE develops its standards through a consensus development process, approved by the American National Standards Institute, which brings together volunteers representing varied viewpoints and interests to achieve the final product. Volunteers are not necessarily members of the Institute and serve without compensation. While the IEEE administers the process and establishes rules to promote fairness in the consensus development process, the IEEE does not independently evaluate, test, or verify the accuracy of any of the information or the soundness of any judgments contained in its standards.

Use of an IEEE Standard is wholly voluntary. The IEEE disclaims liability for any personal injury, property or other damage, of any nature whatsoever, whether special, indirect, consequential, or compensatory, directly or indirectly resulting from the publication, use of, or reliance upon this, or any other IEEE Standard document.

The IEEE does not warrant or represent the accuracy or content of the material contained herein, and expressly disclaims any express or implied warranty, including any implied warranty of merchantability or fitness for a specific purpose, or that the use of the material contained herein is free from patent infringement. IEEE Standards documents are supplied “AS IS”.

The existence of an IEEE Standard does not imply that there are no other ways to produce, test, measure, purchase, market, or provide other goods and services related to the scope of the IEEE Standard. Furthermore, the viewpoint expressed at the time a standard is approved and issued is subject to change brought about through developments in the state of the art and comments received from users of the standard. Every IEEE Standard is subjected to review at least every five years for revision or reaffirmation. When a document is more than five years old and has not been reaffirmed, it is reasonable to conclude that its contents, although still of some value, do not wholly reflect the present state of the art. Users are cautioned to check to determine that they have the latest edition of any IEEE Standard.

In publishing and making this document available, the IEEE is not suggesting or rendering professional or other services for, or on behalf of, any person or entity. Nor is the IEEE undertaking to perform any duty owed by any other person or entity to another. Any person utilizing this, and any other IEEE Standards document, should rely upon his or her independent judgment in the exercise of reasonable care in any given circumstances or, as appropriate, seek the advice of a competent professional in determining the appropriateness of a given IEEE standard.

Interpretations: Occasionally questions may arise regarding the meaning of portions of standards as they relate to specific applications. When the need for interpretations is brought to the attention of IEEE, the Institute will initiate action to prepare appropriate responses. Since IEEE Standards represent a consensus of concerned interests, it is important to ensure that any interpretation has also received the concurrence of a balance of interests. For this reason, IEEE and the members of its societies and Standards Coordinating Committees are not able to provide an instant response to interpretation requests except in those cases where the matter has previously received formal consideration. A statement, written or oral, that is not processed in accordance with the IEEE-SA Standards Board Operations Manual shall not be considered the official position of IEEE or any of its committees and shall not be considered to be, nor be relied upon as, a formal interpretation of the IEEE. At lectures, symposia, seminars, or educational courses, an individual presenting information on IEEE standards shall make it clear that his or her views should be considered the personal views of that individual rather than the formal position, explanation, or interpretation of the IEEE.

Comments for revision of IEEE Standards are welcome from any interested party, regardless of membership affiliation with IEEE. Suggestions for changes in documents should be in the form of a proposed change of text, together with appropriate supporting comments. Comments on standards and requests for interpretations should be submitted to the following address:

Secretary, IEEE-SA Standards Board
445 Hoes Lane
Piscataway, NJ 08854
USA

Authorization to photocopy portions of any individual standard for internal or personal use is granted by The Institute of Electrical and Electronics Engineers, Inc., provided that the appropriate fee is paid to Copyright Clearance Center. To arrange for payment of licensing fee, please contact Copyright Clearance Center, Customer Service, 222 Rosewood Drive, Danvers, MA 01923 USA; +1 978 750 8400. Permission to photocopy portions of any individual standard for educational classroom use can also be obtained through the Copyright Clearance Center.

Introduction

This introduction is not part of IEEE Std 754-2008, IEEE Standard for Floating-Point Arithmetic.
--

This standard is a product of the Floating-Point Working Group of, and sponsored by, the Microprocessor Standards Committee of the IEEE Computer Society.

This standard provides a discipline for performing floating-point computation that yields results independent of whether the processing is done in hardware, software, or a combination of the two. For operations specified in the normative part of this standard, numerical results and exceptions are uniquely determined by the values of the input data, the operation, and the destination, all under user control.

This standard defines a family of commercially feasible ways for systems to perform binary and decimal floating-point arithmetic. Among the desiderata that guided the formulation of this standard were:

- a) Facilitate movement of existing programs from diverse computers to those that adhere to this standard as well as among those that adhere to this standard.
- b) Enhance the capabilities and safety available to users and programmers who, although not expert in numerical methods, might well be attempting to produce numerically sophisticated programs.
- c) Encourage experts to develop and distribute robust and efficient numerical programs that are portable, by way of minor editing and recompilation, onto any computer that conforms to this standard and possesses adequate capacity. Together with language controls it should be possible to write programs that produce identical results on all conforming systems.
- d) Provide direct support for
 - execution-time diagnosis of anomalies
 - smoother handling of exceptions
 - interval arithmetic at a reasonable cost.
- e) Provide for development of
 - standard elementary functions such as *exp* and *cos*
 - high precision (multiword) arithmetic
 - coupled numerical and symbolic algebraic computation.
- f) Enable rather than preclude further refinements and extensions.

In programming environments, this standard is also intended to form the basis for a dialog between the numerical community and programming language designers. It is hoped that language-defined methods for the control of expression evaluation and exceptions might be defined in coming years, so that it will be possible to write programs that produce identical results on all conforming systems. However, it is recognized that utility and safety in languages are sometimes antagonists, as are efficiency and portability.

Therefore, it is hoped that language designers will look on the full set of operation, precision, and exception controls described here as a guide to providing the programmer with the ability to portably control expressions and exceptions. It is also hoped that designers will be guided by this standard to provide extensions in a completely portable way.

Notice to users

Laws and regulations

Users of these documents should consult all applicable laws and regulations. Compliance with the provisions of this standard does not imply compliance to any applicable regulatory requirements. Implementers of the standard are responsible for observing or referring to the applicable regulatory requirements. IEEE does not, by the publication of its standards, intend to urge action that is not in compliance with applicable laws, and these documents may not be construed as doing so.

Copyrights

This document is copyrighted by the IEEE. It is made available for a wide variety of both public and private uses. These include both use, by reference, in laws and regulations, and use in private self-regulation, standardization, and the promotion of engineering practices and methods. By making this document available for use and adoption by public authorities and private users, the IEEE does not waive any rights in copyright to this document.

Updating of IEEE documents

Users of IEEE standards should be aware that these documents may be superseded at any time by the issuance of new editions or may be amended from time to time through the issuance of amendments, corrigenda, or errata. An official IEEE document at any point in time consists of the current edition of the document together with any amendments, corrigenda, or errata then in effect. In order to determine whether a given document is the current edition and whether it has been amended through the issuance of amendments, corrigenda, or errata, please visit the IEEE Standards Association Web site at <http://ieeexplore.ieee.org/xpl/standards.jsp>, or contact the IEEE at the address listed previously.

For more information about the IEEE Standards Association or the IEEE standards development process, visit the IEEE-SA Web site at <http://standards.ieee.org>.

Errata

Errata, if any, for this and all other standards can be accessed at the following URL: <http://standards.ieee.org/reading/ieee/updates/errata/index.html>. Users are encouraged to check that URL for errata periodically.

Interpretations

Current interpretations can be accessed at the following URL: <http://standards.ieee.org/reading/ieee/interp/index.html>.

Patents

Attention is called to the possibility that implementation of this standard may require use of subject matter covered by patent rights. By publication of this standard, no position is taken with respect to the existence or validity of any patent rights in connection therewith. A patent holder or patent applicant has filed a statement of assurance that it will grant licenses under these rights without compensation or under reasonable rates, with reasonable terms and conditions that are demonstrably free of any unfair discrimination to applicants desiring to obtain such licenses. Other Essential Patent Claims may exist for which a statement of assurance has not been received. The IEEE is not responsible for identifying Essential Patent Claims for which a license may be required, for conducting inquiries into the legal validity or scope of Patents Claims, or for determining whether any licensing terms or conditions provided in connection with submission of a Letter of Assurance, if any, or in any licensing agreements are reasonable or non-discriminatory. Users of this standard are expressly advised that determination of the validity of any patent rights, and the risk of infringement of such rights, is entirely their own responsibility. Further information may be obtained from the IEEE Standards Association.

Participants

The following participants in the Floating-Point Working Group contributed to the development of this standard:

Dan Zuras, *Chair*
Mike Cowlshaw, *Editor*

Alex Aiken	David Gustafson	Ian Ollmann
Matthew Applegate	Michel Hack	Michael Parks
David Bailey	John R. Harrison	Tom Pittman
Steve Bass	John Hauser	Eric Postpischil
Dileep Bhandarkar	Yozo Hida	Jason Riedy
Mahesh Bhat	Chris N. Hinds	Eric M. Schwarz
David Bindel	Graydon Hoare	David Scott
Sylvie Boldo	David G. Hough †	Don Senzig
Stephen Canon	Jerry Huck	Ilya Sharapov
Steven R. Carlough	Jim Hull	Jim Shearer
Marius Cornea	Michael Ingrassia	Michael Siu
Mike Cowlshaw †	David V. James	Ron Smith
John H. Crawford	Rick James	Chuck Stevens
Joseph D. Darcy	William Kahan †	Peter Tang
Debjit Das Sarma	John Kapernick	Pamela J. Taylor
Marc Daumas	Richard Karpinski	James W. Thomas
Bob Davis †	Jeff Kidder †	Brandon Thompson
Mark Davis	Plamen Koev	Wendy Thrash
Dick Delp	Ren-Cang Li	Neil Toda
Jim Demmel	Zhishun Alex Liu	Son Dao Trong
Mark A. Erle	Raymond Mak	Leonard Tsai †
Hossam A. H. Fahmy	Peter Markstein †	Charles Tsen
J.P. Fasano	David Matula	Fred Tydeman
Richard Fateman	Guillaume Melquiond	Liang Kai Wang
Eric Feng	Nobuyoshi Mori	Scott Westbrook
Warren E. Ferguson	Ricardo Morin	Steve Winkler
Alex Fit-Florea	Ned Nedialkov	Anthony Wood
Laurent Fournier	Craig Nelson	Umit Yalcinalp
Chip Freitag	Stuart Oberman	Fred Zemke
Ivan Godard	Jon Okada	Paul Zimmermann
Roger A. Golliver †		Dan Zuras †

† identifies those who also participated in the Ballot Review Committee.

The following individual members of the balloting committee voted on this standard. Balloters might have voted for approval, disapproval, or abstention.

Ali Al Awazi	John R. Harrison	Urichl Pohl
Tomo Bogataj	Peter L. Harrod	Subburajan Ponnuswamy
Mark Brown	Barry E. Hedquist	Jose Puthenkulam
Steven R. Carlough	Rutger Heunks	Marko Radmilac
Juan C. Carreon	Chris N. Hinds	Gary S. Robinson
Danila Chenetsov	Werner Hoelzl	Robert A. Robinson
Srinivas Chennupaty	Dennis Horwitz	Michael D. Rush
Danila Chernetsov	David G. Hough	M. S. Sachdev
Naveen Cherukuri	Jerome Huck	Sridhar Samudrala
Keith Chow	David V. James	Randy Saunders
Glenn Colon-Bonet	Muzaffer Kal	Bartien Sayogo
Tommy P. Cooper	Piotr Karocki	Thomas Schossig
Robert Corbett	Mark J. Knight	Michael J. Schulte
Marius Cornea	Theodore E. Kubaska	Stephen C. Schwarm
Mike Cowlshaw	Susan Land	Eric M. Schwarz
John H. Crawford	Christoph Lauter	Mathew L. Smith
Bob Davis	Shawn M. Leard	Mitchell W. Smith
Florent de Dinechin	David J. Leciston	Thomas E. Starai
Kenneth Dockser	Solomon Lee	Walter Struppler
Ulrich Drepper	Vincent Lefevre	Ping T. Tang
Sourav K. Dutta	Vincent J. Lipsio	Pamela J. Taylor
Carol T. Eidt	Zhishun A. Liu	James W. Thomas
Bo Einarsson	William Lumpkins	Wendy Thrash
Mark A. Erle	Peter Markstein	Leonard Tsai
Hossam A. H. Fahmy	Edward M. McCall	Charles Tsen
John W. Fendrich	George J. Miao	S. Tulasidas
Warren E. Ferguson	Gary L. Michel	Srinivasa R. Vemuru
Andrew Fieldsend	James Moore	Steven Wallach
Rabiz N. Foda	Jean-Michel Muller	Paul R. Work
Roger A. Golliver	Bruce Muschlitz	Forrest D. Wright
Sergiu R. Goma	Michael S. Newman	Oren Yuen
Randall C. Groves	Charles K. Ngethe	Janusz Zalewski
Scott A. Gudgel	Gregory D. Peterson	Alexandru Zamfirescu
Michel Hack		Dan Zuras

When the IEEE-SA Standards Board approved this standard on 12 June 2008, it had the following membership:

Robert M. Grow, *Chair*
Thomas Prevost, *Vice Chair*
Steve M. Mills, *Past Chair*
Judith Gorman, *Secretary*

Victor Berman
Richard DeBlasio
Andy Drozd
Mark Epstein
Alexander Gelman
William Goldbach
Arnie Greenspan
Ken Hanus

Jim Hughes
Richard Hulett
Young Kyun Kim
Joseph L. Koepfinger*
John Kulick
David J. Law
Glenn Parsons

Ron Petersen
Chuck Powers
Narayanan Ramachandran
Jon Walter Rosdahl
Anne-Marie Sahazizian
Malcolm Thaden
Howard Wolfman
Don Wright

*Member Emeritus

Also included are the following non-voting IEEE-SA Standards Board liaisons:

Satish K. Aggarwal, *NRC Representative*
Michael H. Kelley, *NIST Representative*

Lisa Perry
IEEE Standards Project Editor

Malia Zaman
IEEE Standards Program Manager, Technical Program Development

Contents

1. Overview	1
1.1 Scope	1
1.2 Purpose	1
1.3 Inclusions	1
1.4 Exclusions	2
1.5 Programming environment considerations	2
1.6 Word usage	2
2. Definitions, abbreviations, and acronyms	3
2.1 Definitions	3
2.2 Abbreviations and acronyms	5
3. Floating-point formats	6
3.1 Overview	6
3.2 Specification levels	7
3.3 Sets of floating-point data	7
3.4 Binary interchange format encodings	9
3.5 Decimal interchange format encodings	10
3.6 Interchange format parameters	13
3.7 Extended and extendable precisions	14
4. Attributes and rounding	15
4.1 Attribute specification	15
4.2 Dynamic modes for attributes	15
4.3 Rounding-direction attributes	16
5. Operations	17
5.1 Overview	17
5.2 Decimal exponent calculation	18
5.3 Homogeneous general-computational operations	19
5.4 formatOf general-computational operations	21
5.5 Quiet-computational operations	23
5.6 Signaling-computational operations	24
5.7 Non-computational operations	24
5.8 Details of conversions from floating-point to integer formats	26
5.9 Details of operations to round a floating-point datum to integral value	27
5.10 Details of totalOrder predicate	28
5.11 Details of comparison predicates	29
5.12 Details of conversion between floating-point data and external character sequences	30
6. Infinity, NaNs, and sign bit	34
6.1 Infinity arithmetic	34
6.2 Operations with NaNs	34
6.3 The sign bit	35
7. Default exception handling	36
7.1 Overview: exceptions and flags	36
7.2 Invalid operation	37
7.3 Division by zero	37
7.4 Overflow	37
7.5 Underflow	38
7.6 Inexact	38
8. Alternate exception handling attributes	39
8.1 Overview	39
8.2 Resuming alternate exception handling attributes	39
8.3 Immediate and delayed alternate exception handling attributes	40

9. Recommended operations	41
9.1 Conforming language- and implementation-defined functions	41
9.2 Recommended correctly rounded functions	42
9.3 Operations on dynamic modes for attributes	46
9.4 Reduction operations	46
10. Expression evaluation	48
10.1 Expression evaluation rules	48
10.2 Assignments, parameters, and function values	48
10.3 preferredWidth attributes for expression evaluation	49
10.4 Literal meaning and value-changing optimizations	50
11. Reproducible floating-point results	51
Annex A (informative) Bibliography	53
Annex B (informative) Program debugging support	55
Index of operations	57

IEEE Standard for Floating-Point Arithmetic ~~Binary~~

IMPORTANT NOTICE: This standard is not intended to assure safety, security, health, or environmental protection in all circumstances. Implementers of the standard are responsible for determining appropriate safety, security, environmental, and health practices or regulatory requirements.

This IEEE document is made available for use subject to important notices and legal disclaimers. These notices and disclaimers appear in all publications containing this document and may be found under the heading “Important Notice” or “Important Notices and Disclaimers Concerning IEEE Documents”. They can also be obtained on request from IEEE or viewed at <http://standards.ieee.org/TPR/disclaimers.html>.

1. Overview

1.1 Scope

This standard specifies formats and methods for floating-point arithmetic in computer systems—standard and extended functions with single, double, extended, and extendable precision—and recommends formats for data interchange. Exception conditions are defined and standard handling of these conditions is specified.

1.1 Implementation Objectives

~~It is intended that an implementation of a floating-point system conforming to this standard can be realized entirely in software, entirely in hardware, or in any combination of software and hardware. It is the environment the programmer or user of the system sees that conforms or fails to conform to this standard. Hardware components that require software support to conform shall not be said to conform apart from such software.~~

1.2 Purpose

This standard provides a method for computation with floating-point numbers that will yield the same result whether the processing is done in hardware, software, or a combination of the two. The results of the computation will be identical, independent of implementation, given the same input data. Errors, and error conditions, in the mathematical processing will be reported in a consistent manner regardless of implementation.

1.3 Inclusions

This standard specifies:

- Formats for binary and decimal floating-point data, for computation and data interchange.
- . Addition , subtraction , multiplication , division , fused multiply add , square root , compare , and other operations

- Conversions between integer and floating-point formats.
 - Conversions between different floating-point formats.
 - Conversions between floating-point ~~basic~~ formats ~~numbers~~ and ~~decimal strings~~ external representations as character sequences.
 - Floating-point exceptions and their handling, including data that are not numbers (NaNs).
- ~~number formats extended —Add, subtract, multiply, divide, square root, remainder, compare operations~~

1.4 Exclusions

This standard does not specify:

- Formats of ~~decimal strings and~~ integers.
 - Interpretation of the sign and significand fields of NaNs.
- ~~Binary <—> decimal conversions to and from extended formats~~

1.5 Programming environment considerations

This standard specifies floating-point arithmetic in two radices, 2 and 10. A programming environment may conform to this standard in one radix or in both.

This standard does not define all aspects of a conforming programming environment. Such behavior should be defined by a programming language definition supporting this standard, if available, and otherwise by a particular implementation. Some programming language specifications might permit some behaviors to be defined by the implementation.

Language-defined behavior should be defined by a programming language standard supporting this standard. Then all implementations conforming both to this floating-point standard and to that language standard behave identically with respect to such language-defined behaviors. Standards for languages intended to reproduce results exactly on all platforms are expected to specify behavior more tightly than do standards for languages intended to maximize performance on every platform.

Because this standard requires facilities that are not currently available in common programming languages, the standards for such languages might not be able to fully conform to this standard if they are no longer being revised. If the language can be extended by a function library or class or package to provide a conforming environment, then that extension should define all the language-defined behaviors that would normally be defined by a language standard.

Implementation-defined behavior is defined by a specific implementation of a specific programming environment conforming to this standard. Implementations define behaviors not specified by this standard nor by any relevant programming language standard or programming language extension.

Conformance to this standard is a property of a specific implementation of a specific programming environment, rather than of a language specification.

However a language standard could also be said to conform to this standard if it were constructed so that every conforming implementation of that language also conformed automatically to this standard.

1.6 Word usage

In this standard three words are used to differentiate between different levels of requirements and optionality, as follows:

- may indicates a course of action permissible within the limits of the standard with no implied preference (“may” means “is permitted to”)
- shall indicates mandatory requirements strictly to be followed in order to conform to the standard and from which no deviation is permitted (“shall” means “is required to”)

- **should** indicates that among several possibilities, one is recommended as particularly suitable, without mentioning or excluding others; or that a certain course of action is preferred but not necessarily required; or that (in the negative form) a certain course of action is deprecated but not prohibited (“should” means “is recommended to”).

Further:

- **might** indicates the possibility of a situation that could occur, with no implication of the likelihood of that situation (“might” means “could possibly”)
- **see** followed by a number is a cross-reference to the clause or subclause of this standard identified by that number
- **NOTE** introduces text that is informative (that is, is not a requirement of this standard).

2. Definitions, abbreviations, and acronyms

2.1 Definitions

For the purposes of this standard, the following terms and definitions apply.

2.1.1 applicable attribute: The value of an attribute governing a particular instance of execution of a computational operation of this standard. Languages specify how the applicable attribute is determined.

2.1.2 arithmetic format: A floating-point format that can be used to represent floating-point operands or results for the operations of this standard.

2.1.3 attribute: An implicit parameter to operations of this standard, which a user might statically set in a programming language by specifying a constant value. The term attribute might refer to the parameter (as in “rounding-direction attribute”) or its value (as in “roundTowardZero attribute”).

2.1.4 basic format: One of five floating-point representations, three binary and two decimal, whose encodings are specified by this standard, and which can be used for arithmetic. One or more of the basic formats is implemented in any conforming implementation.

2.1.5 biased exponent: The sum of the exponent and a constant (bias) chosen to make the biased exponent’s range nonnegative.

2.1.6 binary floating-point number: A floating-point number with radix two.

2.1.7 block: A language-defined syntactic unit for which a user can specify attributes. Language standards might provide means for users to specify attributes for blocks of varying scopes, even as large as an entire program and as small as a single operation.

2.1.8 canonical encoding: The preferred encoding of a floating-point representation in a format. Applied to declets, significands of finite numbers, infinities, and NaNs, especially in decimal formats.

2.1.9 canonicalized number: A floating-point number whose encoding (if there is one) is canonical.

2.1.10 cohort: The set of all floating-point representations that represent a given floating-point number in a given floating-point format. In this context -0 and $+0$ are considered distinct and are in different cohorts.

2.1.11 computational operation: An operation that can signal floating-point exceptions, or that produces floating-point results, or that produces integer results by rounding them to fit destination formats according to a rounding direction rule. Comparisons are computational operations.

2.1.12 correct rounding: This standard’s method of converting an infinitely precise result to a floating-point number, as determined by the applicable rounding direction. A floating-point number so obtained is said to be correctly rounded.

2.1.13 decimal floating-point number: A floating-point number with radix ten.

2.1.14 declet: An encoding of three decimal digits into ten bits using the densely-packed-decimal encoding scheme. Of the 1024 possible declets, 1000 canonical declets are produced by computational operations, while 24 non-canonical declets are not produced by computational operations, but are accepted in operands.

2.1.15 denormalized number: See: subnormal number.

2.1.16 destination: The location for the result of an operation upon one or more operands. A destination might be either explicitly designated by the user or implicitly supplied by the system (for example, intermediate results in subexpressions or arguments for procedures). Some languages place the results of intermediate calculations in destinations beyond the user's control; nonetheless, this standard defines the result of an operation in terms of that destination's format and the operands' values.

2.1.17 dynamic mode: An optional method of dynamically setting attributes by means of operations of this standard to set, test, save, and restore them.

2.1.18 exception: An event that occurs when an operation on some particular operands has no outcome suitable for every reasonable application. That operation might signal one or more exceptions by invoking the default or, if explicitly requested, a language-defined alternate handling. Note that *event*, *exception*, and *signal* are defined in diverse ways in different programming environments.

2.1.19 exponent: The component of a finite floating-point representation that signifies the integer power to which the radix is raised in determining the value of that floating-point representation. The exponent e is used when the significand is regarded as an integer digit and fraction field, and the exponent q is used when the significand is regarded as an integer; $e = q + p - 1$ where p is the precision of the format in digits.

2.1.20 extendable precision format: A format with precision and range that are defined under user control.

2.1.21 extended precision format: A format that extends a supported basic format by providing wider precision and range.

2.1.22 external character sequence: A representation of a floating-point datum as a sequence of characters, including the character sequences in floating-point literals in program text.

2.1.23 flag: See: [status flag](#).

2.1.24 floating-point datum: A floating-point number or non-number (NaN) that is representable in a floating-point format. In this standard, a floating-point datum is not always distinguished from its representation or encoding.

2.1.25 floating-point number: A finite or infinite number that is representable in a floating-point format. A floating-point datum that is not a NaN. All floating-point numbers, including zeros and infinities, are signed.

2.1.26 floating-point representation: An unencoded member of a floating-point format, representing a finite number, a signed infinity, a quiet NaN, or a signaling NaN. A representation of a finite number has three components: a sign, an exponent, and a significand; its numerical value is the signed product of its significand and its radix raised to the power of its exponent.

2.1.27 format: A set of representations of numerical values and symbols, perhaps accompanied by an encoding.

2.1.28 fusedMultiplyAdd: The operation `fusedMultiplyAdd(x, y, z)` computes $(x \times y) + z$ as if with unbounded range and precision, rounding only once to the destination format.

2.1.29 generic operation: An operation of this standard that can take operands of various formats, for which the formats of the results might depend on the formats of the operands.

2.1.30 homogeneous operation: An operation of this standard that takes operands and returns results all in the same format.

2.1.31 implementation-defined: Behavior defined by a specific implementation of a specific programming environment conforming to this standard.

2.1.32 integer format: A format not defined in this standard that represents a subset of the integers and perhaps additional values representing infinities, NaNs, or negative zeros.

2.1.33 interchange format: A format that has a specific fixed-width encoding defined in this standard.

2.1.34 language-defined: Behavior defined by a programming language standard supporting this standard.

2.1.35 NaN: not a number—a symbolic floating-point datum. There are two kinds of NaN representations: quiet and signaling. Most operations propagate **quiet NaNs** without signaling exceptions, and signal the invalid operation exception when given a **signaling NaN** operand.

2.1.36 narrower/wider format: If the set of floating-point numbers of one format is a proper subset of another format, the first is called narrower and the second wider. The wider format might have greater

precision, range, or (usually) both.

2.1.37 non-computational operation: An operation that is not computational.

2.1.38 normal number: For a particular format, a finite non-zero floating-point number with magnitude greater than or equal to a minimum b^{emin} value, where b is the radix. Normal numbers can use the full precision available in a format. In this standard, zero is neither normal nor subnormal.

2.1.39 not a number: See: NaN.

2.1.40 payload: The diagnostic information contained in a NaN, encoded in part of its trailing significand field.

2.1.41 precision: The maximum number p of significant digits that can be represented in a format, or the number of digits to that a result is rounded.

2.1.42 preferred exponent: For the result of a decimal operation, the value of the exponent q which preserves the quantum of the operands when the result is exact.

2.1.43 preferredWidth method: A method used by a programming language to determine the destination formats for generic operations and functions. Some **preferredWidth** methods take advantage of the extra range and precision of wide formats without requiring the program to be written with explicit conversions.

2.1.44 quantum: The quantum of a finite floating-point representation is the value of a unit in the last position of its significand. This is equal to the radix raised to the exponent q , which is used when the significand is regarded as an integer.

2.1.45 quiet operation: An operation that never signals any floating-point exception.

2.1.46 radix: The base for the representation of binary or decimal floating-point numbers, two or ten.

2.1.47 result: The floating-point representation or encoding that is delivered to the destination.

2.1.48 signal: When an operation on some particular operands has no outcome suitable for every reasonable application, that operation might signal one or more exceptions by invoking the default handling or, if explicitly requested, a language-defined alternate handling selected by the user.

2.1.49 significand: A component of a finite floating-point number containing its significant digits. The significand can be thought of as an integer, a fraction, or some other fixed-point form, by choosing an appropriate exponent offset. A decimal or subnormal binary significand can also contain leading zeros.

2.1.50 status flag: A variable that can take two states, raised or lowered. When raised, a status flag might convey additional system-dependent information, possibly inaccessible to some users. The operations of this standard, when exceptional, can as a side effect raise some of the following status flags: inexact, underflow, overflow, divideByZero, and invalid operation.

2.1.51 subnormal number: In a particular format, a non-zero floating-point number with magnitude less than the magnitude of that format's smallest normal number. A subnormal number does not use the full precision available to normal numbers of the same format.

2.1.52 supported format: A floating-point format provided in the programming environment and implemented in conformance with the requirements of this standard. Thus, a programming environment might provide more formats than it supports, as only those implemented in accordance with the standard are said to be supported. Also, an integer format is said to be supported if conversions between that format and supported floating-point formats are provided in conformance with this standard.

2.1.53 trailing significand field: A component of an encoded binary or decimal floating-point format containing all the significand digits except the leading digit. In these formats, the biased exponent or combination field encodes or implies the leading significand digit.

2.1.54 user: Any person, hardware, or program not itself specified by this standard, having access to and controlling those operations of the programming environment specified in this standard.

2.1.55 width of an operation: The format of the destination of an operation specified by this standard; it will be one of the supported formats provided by an implementation in conformance to this standard.

~~**biased exponent:** The sum of the exponent a constant (bias) chosen to make the biased exponent's range nonnegative.~~

binary floating point number: A bit string characterized by three components: a sign, a signed exponent, and a significand. Its numerical value, if any, is the signed product of its significand and two raised to the power of its exponent. In this standard a bit string is not always distinguished from a number it may represent.

denormalized number: A nonzero floating-point number whose exponent has a reserved value, usually the format's minimum, and whose explicit or implicit leading significand bit is zero.

destination: The location for the result of a binary or unary operation. A destination may be either explicitly designated by the user or implicitly supplied by the system (for example, intermediate results in subexpressions or arguments for procedures). Some languages place the results of intermediate calculations in destinations beyond the user's control. Nonetheless, this standard defines the result of an operation in terms of that destination's format and the operands' values.

exponent: The component of a binary floating point number that normally signifies the integer power to which two is raised in determining the value of the represented number. Occasionally the exponent is called the signed or unbiased exponent.

fraction: The field of the significand that lies to the right of its implied binary point.

mode: A variable that a user may set, sense, save, and restore to control the execution of subsequent arithmetic operations. The default mode is the mode that a program can assume to be in effect unless an explicitly contrary statement is included in either the program or its specification. The following mode shall be implemented: rounding, to control the direction of rounding errors. In certain implementations, rounding precision may be required, to shorten the precision of results.

The implementor may, at his option, implement the following modes: traps disabled/enabled, to handle exceptions.

NaN: Not a number, a symbolic entity encoded in floating point format. There are two types of NaNs (6.2). Signaling NaNs signal the invalid operation exception (7.1) whenever they appear as operands. Quiet NaNs propagate through almost every arithmetic operation without signaling exceptions.

result: The bit string (usually representing a number) that is delivered to the destination.

significand: The component of a binary floating point number that consists of an explicit or implicit leading bit to the left of its implied binary point and a fraction field to the right.

shall: The use of the word *shall* signifies that which is obligatory in any conforming implementation.

should: The use of the word *should* signifies that which is strongly recommended as being in keeping with the intent of the standard, although architectural or other constraints beyond the scope of this standard may on occasion render the recommendations impractical.

status flag: A variable that may take two states, set and clear. A user may clear a flag, copy it, or restore it to a previous state. When set, a status flag may contain additional system dependent information, possibly inaccessible to some users. The operations of this standard may as a side effect set some of the following flags: inexact result, underflow, overflow, divide by zero, and invalid operation.

2.2 Abbreviations and acronyms

LSB least significant bit

MSB most significant bit

NaN not a number

qNaN quiet NaN

sNaN signaling NaN

3. Floating-point formats

3.1 Overview

3. Floating-point formats

3.1 Overview

3.1.1 Formats

This clause defines floating-point formats, which are used to represent a finite subset of real numbers (see 3.2). Formats are characterized by their radix, precision, and exponent range, and each format can represent a unique set of floating-point data (see 3.3).

All formats can be supported as **arithmetic formats**; that is, they may be used to represent floating-point operands or results for the operations described in later clauses of this standard.

Specific fixed-width encodings for binary and decimal formats are defined in this clause for a subset of the formats (see 3.4 and 3.5). These **interchange formats** are identified by their size (see 3.6) and can be used for the exchange of floating-point data between implementations.

Five **basic formats** are defined in this clause:

- Three binary formats, with encodings in lengths of 32, 64, and 128 bits.
- Two decimal formats, with encodings in lengths of 64 and 128 bits.

Additional arithmetic formats are recommended for extending these basic formats (see 3.7).

The choice of which of this standard's formats to support is language-defined or, if the relevant language standard is silent or defers to the implementation, implementation-defined. The names used for formats in this standard are not necessarily those used in programming environments.

3.1.2 Conformance

A conforming implementation of any supported format shall provide means to initialize that format and shall provide conversions between that format and all other supported formats.

A conforming implementation of a supported arithmetic format shall provide all the operations of this standard defined in Clause 5, for that format.

A conforming implementation of a supported interchange format shall provide means to read and write that format using a specific encoding defined in this clause, for that format.

A programming environment conforms to this standard, in a particular radix, by implementing one or more of the basic formats of that radix as both a supported arithmetic format and a supported interchange format.

3.2 Specification levels

Floating-point arithmetic is a systematic approximation of real arithmetic, as illustrated in Table 3.1. Floating-point arithmetic can only represent a finite subset of the continuum of real numbers. Consequently certain properties of real arithmetic, such as associativity of addition, do not always hold for floating-point arithmetic.

Table 3.1—Relationships between different specification levels for a particular format

<u>Level 1</u>	<u>$\{-\infty \dots 0 \dots +\infty\}$</u>	<u>Extended real numbers.</u>
<u>many-to-one ↓</u>	<u><i>rounding</i></u>	<u>↑ projection (except for NaN)</u>
<u>Level 2</u>	<u>$\{-\infty \dots -0\} \cup \{+0 \dots +\infty\} \cup \text{NaN}$</u>	<u>Floating-point data—an algebraically closed system.</u>
<u>one-to-many ↓</u>	<u><i>representation specification</i></u>	<u>↑ many-to-one</u>
<u>Level 3</u>	<u>$(\text{sign}, \text{exponent}, \text{significand}) \cup \{-\infty, +\infty\} \cup \text{qNaN} \cup \text{sNaN}$</u>	<u>Representations of floating-point data.</u>
<u>one-to-many ↓</u>	<u><i>encoding for representations of floating-point data</i></u>	<u>↑ many-to-one</u>
<u>Level 4</u>	<u>0111000...</u>	<u>Bit strings.</u>

The mathematical structure underpinning the arithmetic in this standard is the extended reals, that is, the set of real numbers together with positive and negative infinity. For a given format, the process of *rounding* (see 4) maps an extended real number to a *floating-point number* included in that format. A *floating-point datum*, which can be a signed zero, finite non-zero number, signed infinity, or a NaN (not-a-number), can be mapped to one or more *representations of floating-point data* in a format.

The representations of floating-point data in a format consist of:

- triples $(\text{sign}, \text{exponent}, \text{significand})$; in radix b , the floating-point number represented by a triple is $(-1)^{\text{sign}} \times b^{\text{exponent}} \times \text{significand}$
- $+\infty, -\infty$
- qNaN (quiet), sNaN (signaling).

An *encoding* maps a representation of a floating-point datum to a bit string. An encoding might map some representations of floating-point data to more than one bit string. Multiple NaN bit strings should be used to store retrospective diagnostic information (see 6.2).

3.3 Sets of floating-point data

This subclause specifies the sets of floating-point data representable within all floating-point formats; the encodings for specific representations of floating-point data in interchange formats are defined in 3.4 and 3.5, and the parameters for interchange formats are defined in 3.6.

The set of finite floating-point numbers representable within a particular format is determined by the following integer parameters:

- b = the radix, 2 or 10
- p = the number of digits in the significand (precision)
- $emax$ = the maximum exponent e
- $emin$ = the minimum exponent e
- $emin$ shall be $1 - emax$ for all formats.

The values of these parameters for each basic format are given in Table 3.2, in which each format is identified by its radix and the number of bits in its encoding. Constraints on these parameters for extended and extendable precision formats are given in 3.7.

Within each format, the following floating-point data shall be represented:

- Signed zero and non-zero floating-point numbers of the form $(-1)^s \times b^e \times m$, where
 - s is 0 or 1.
 - e is any integer $emin \leq e \leq emax$.

- m is a number represented by a digit string of the form $d_0 \cdot d_1 d_2 \dots d_{p-1}$ where d_i is an integer digit $0 \leq d_i < b$ (therefore $0 \leq m < b$).
- Two infinities, $+\infty$ and $-\infty$.
- Two NaNs, qNaN (quiet) and sNaN (signaling).

These are the only floating-point data represented.

In the foregoing description, the significand m is viewed in a scientific form, with the radix point immediately following the first digit. It is also convenient for some purposes to view the significand as an integer; in which case the finite floating-point numbers are described thus:

- Signed zero and non-zero floating-point numbers of the form $(-1)^s \times b^q \times c$, where
 - s is 0 or 1.
 - q is any integer $e_{min} \leq q + p - 1 \leq e_{max}$.
 - c is a number represented by a digit string of the form $d_0 d_1 d_2 \dots d_{p-1}$ where d_i is an integer digit $0 \leq d_i < b$ (c is therefore an integer with $0 < c < b^p$).

This view of the significand as an integer c , with its corresponding exponent q , describes exactly the same set of zero and non-zero floating-point numbers as the view in scientific form. (For finite floating-point numbers, $e = q + p - 1$ and $m = c \times b^{1-p}$.)

The smallest positive *normal* floating-point number is $b^{e_{min}}$ and the largest is $b^{e_{max}} \times (b - b^{1-p})$. The non-zero floating-point numbers for a format with magnitude less than $b^{e_{min}}$ are called *subnormal* because their magnitudes lie between zero and the smallest normal magnitude. They always have fewer than p significant digits. Every finite floating-point number is an integral multiple of the smallest subnormal magnitude $b^{e_{min}} \times b^{1-p}$.

For a floating-point number that has the value zero, the sign bit s provides an extra bit of information. Although all formats have distinct representations for $+0$ and -0 , the sign of a zero is significant in some circumstances, such as division by zero, but not in others (see 6.3). Binary interchange formats have just one representation each for $+0$ and -0 , but decimal formats have many. In this standard, 0 and ∞ are written without a sign when the sign is not important.

Table 3.2—Parameters defining basic format floating-point numbers

parameter	Binary format ($b=2$)			Decimal format ($b=10$)	
	binary32	binary64	binary128	decimal64	decimal128
p , digits	24	53	113	16	34
e_{max}	+127	+1023	+16383	+384	+6144

3.4 Binary interchange format encodings

Each floating-point number has just one encoding in a binary interchange format. To make the encoding unique, in terms of the parameters in 3.3, the value of the significand m is maximized by decreasing e until either $e = e_{min}$ or $m \geq 1$. After this process is done, if $e = e_{min}$ and $0 < m < 1$, the floating-point number is subnormal. Subnormal numbers (and zero) are encoded with a reserved biased exponent value.

Representations of floating-point data in the binary interchange formats are encoded in k bits in the following three fields ordered as shown in Figure 3.1:

- a) 1-bit sign S
- b) w -bit biased exponent $E = e + bias$
- c) $(t = p - 1)$ -bit trailing significand field digit string $T = d_1 d_2 \dots d_{p-1}$; the leading bit of the significand, d_0 , is implicitly encoded in the biased exponent E .

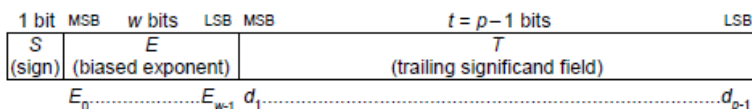


Figure 3.1—Binary interchange floating-point format

The values of k , p , t , w , and $bias$ for binary interchange formats are listed in Table 3.5 (see 3.6).

The range of the encoding's biased exponent E shall include:

- every integer between 1 and $2^w - 2$, inclusive, to encode normal numbers
- the reserved value 0 to encode ± 0 and subnormal numbers
- the reserved value $2^w - 1$ to encode $\pm\infty$ and NaNs.

The representation r of the floating-point datum, and value v of the floating-point datum represented, are inferred from the constituent fields as follows:

- a) If $E = 2^w - 1$ and $T \neq 0$, then r is qNaN or sNaN and v is NaN regardless of S (see 6.2.1).
- b) If $E = 2^w - 1$ and $T = 0$, then r and $v = (-1)^S \times (+\infty)$.
- c) If $1 \leq E \leq 2^w - 2$, then r is $(S, (E - bias), (1 + 2^{1-p} \times T))$;
the value of the corresponding floating-point number is $v = (-1)^S \times 2^{E - bias} \times (1 + 2^{1-p} \times T)$;
thus normal numbers have an implicit leading significand bit of 1.
- d) If $E = 0$ and $T \neq 0$, then r is $(S, emin, (0 + 2^{1-p} \times T))$;
the value of the corresponding floating-point number is $v = (-1)^S \times 2^{emin} \times (0 + 2^{1-p} \times T)$;
thus subnormal numbers have an implicit leading significand bit of 0.
- e) If $E = 0$ and $T = 0$, then r is $(S, emin, 0)$ and $v = (-1)^S \times (+0)$ (signed zero, see 6.3).

NOTE—Where k is either 64 or a multiple of 32 and > 128 , for these encodings all of the following are true (where $\text{round}()$ rounds to the nearest integer):

$$\begin{aligned}
 k &= 1 + w + t = w + p = 32 \times \text{ceiling}((p + \text{round}(4 \times \log_2(p + \text{round}(4 \times \log_2(p)) - 13)) - 13)/32) \\
 w &= k - t - 1 = k - p = \text{round}(4 \times \log_2(k)) - 13 \\
 t &= k - w - 1 = p - 1 = k - \text{round}(4 \times \log_2(k)) + 12 \\
 p &= k - w = t + 1 = k - \text{round}(4 \times \log_2(k)) + 13 \\
 emax &= bias = 2^{(w-1)} - 1 \\
 emin &= 1 - emax = 2 - 2^{(w-1)}.
 \end{aligned}$$

3.5 Decimal interchange format encodings

3.5.1 Cohorts

Unlike in a binary floating-point format, in a decimal floating-point format a number might have multiple representations. The set of representations a floating-point number maps to is called the floating-point number's *cohort*; the members of a cohort are distinct *representations* of the same floating-point number. For example, if c is a multiple of 10 and q is less than its maximum allowed value, then (s, q, c) and $(s, q+1, c/10)$ are two representations for the same floating-point number and are members of the same cohort.

While numerically equal, different members of a cohort can be distinguished by the decimal-specific operations (see 5.3.2, 5.5.2, and 5.7.3). The cohorts of different floating-point numbers might have different numbers of members. If a finite non-zero number's representation has n decimal digits from its most significant non-zero digit to its least significant non-zero digit, the representation's cohort will have at most $p - n + 1$ members where p is the number of digits of precision in the format.

For example, a one-digit floating-point number might have up to p different representations while a p -digit floating-point number with no trailing zeros has only one representation. (An n -digit floating-point number might have fewer than $p - n + 1$ members in its cohort if it is near the extremes of the format's exponent range.) A zero has a much larger cohort: the cohort of $+0$ contains a representation for each exponent, as does the cohort of -0 .

For decimal arithmetic, besides specifying a numerical result, the arithmetic operations also select a member of the result's cohort according to 5.2. Decimal applications can make use of the additional information cohorts convey.

3.5.2 Encodings

Representations of floating-point data in the decimal interchange formats are encoded in k bits in the following three fields, whose detailed layouts and canonical (preferred) encodings are described below.

- 1-bit sign S .
- A $w+5$ bit combination field G encoding classification and, if the encoded datum is a finite number, the exponent q and four significant bits (1 or 3 of which are implied). The biased exponent E is a $w+2$ bit quantity $q+bias$, where the value of the first two bits of the biased exponent taken together is either 0, 1, or 2.
- A t -bit trailing significand field T that contains $J \times 10$ bits and contains the bulk of the significand. When this field is combined with the leading significant bits from the combination field, the format encodes a total of $p = 3 \times J + 1$ decimal digits.

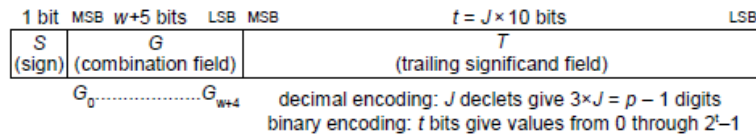


Figure 3.2—Decimal interchange floating-point formats

The values of k , p , t , w , and $bias$ for decimal interchange formats are listed in Table 3.6 (see 3.6).

The representation r of the floating-point datum, and value v of the floating-point datum represented, are inferred from the constituent fields as follows:

- If G_0 through G_4 are 11111, then v is NaN regardless of S . Furthermore, if G_5 is 1, then r is sNaN; otherwise r is qNaN. The remaining bits of G are ignored, and T constitutes the NaN's payload, which can be used to distinguish various NaNs.

The NaN payload is encoded similarly to finite numbers described below, with G treated as though all bits were zero. The payload corresponds to the significand of finite numbers, interpreted as an

integer with a maximum value of $10^{(3 \times J)} - 1$, and the exponent field is ignored (it is treated as if it were zero). A NaN is in its preferred (canonical) representation if the bits G_6 through G_{w+4} are zero and the encoding of the payload is canonical.

- b) If G_0 through G_4 are 11110 then r and $v = (-1)^S \times (+\infty)$. The values of the remaining bits in G , and T , are ignored. The two canonical representations of infinity have bits G_5 through $G_{w+4} = 0$, and $T = 0$.
- c) For finite numbers, r is $(S, E - \text{bias}, C)$ and $v = (-1)^S \times 10^{(E - \text{bias})} \times C$, where C is the concatenation of the leading significand digit or bits from the combination field G and the trailing significand field T , and where the biased exponent E is encoded in the combination field. The encoding within these fields depends on whether the implementation uses the decimal or the binary encoding for the significand.
 - 1) If the implementation uses the *decimal* encoding for the significand, then the least significant w bits of the exponent are G_5 through G_{w+4} . The most significant two bits of the biased exponent and the decimal digit string $d_0 d_1 \dots d_{p-1}$ of the significand are formed from bits G_0 through G_4 and T as follows:
 - i) When the most significant five bits of G are 110xx or 1110x, the leading significand digit d_0 is $8 + G_4$, a value 8 or 9, and the leading biased exponent bits are $2G_2 + G_3$, a value 0, 1, or 2.
 - ii) When the most significant five bits of G are 0xxxx or 10xxx, the leading significand digit d_0 is $4G_2 + 2G_3 + G_4$, a value in the range 0 through 7, and the leading biased exponent bits are $2G_0 + G_1$, a value 0, 1, or 2. Consequently if T is 0 and the most significant five bits of G are 00000, 01000, or 10000, then $v = (-1)^S \times (+0)$.

The $p-1 = 3 \times J$ decimal digits $d_1 \dots d_{p-1}$ are encoded by T , which contains J declets encoded in densely-packed decimal.

A canonical significand has only canonical declets, as shown in Tables 3.3 and 3.4. Computational operations produce only the 1000 canonical declets, but also accept the 24 non-canonical declets in operands.

- 2) Alternatively, if the implementation uses the *binary* encoding for the significand, then:
 - i) If G_0 and G_1 together are one of 00, 01, or 10, then the biased exponent E is formed from G_0 through G_{w+1} and the significand is formed from bits G_{w+2} through the end of the encoding (including T).
 - ii) If G_0 and G_1 together are 11 and G_2 and G_3 together are one of 00, 01, or 10, then the biased exponent E is formed from G_2 through G_{w+3} and the significand is formed by prefixing the 4 bits $(8 + G_{w+4})$ to T .

The maximum value of the binary-encoded significand is the same as that of the corresponding decimal-encoded significand; that is, $10^{(3 \times J + 1)} - 1$ (or $10^{(3 \times J)} - 1$ when T is used as the payload of a NaN). If the value exceeds the maximum, the significand c is non-canonical and the value used for c is zero.

Computational operations generally produce only canonical significands, and always accept non-canonical significands in operands.

NOTE—Where k is a positive multiple of 32, for these encodings all of the following are true:

$$\begin{aligned}
 k &= 1 + 5 + w + t = 32 \times \text{ceiling}((p + 2)/9) \\
 w &= k - t - 6 = k/16 + 4 \\
 t &= k - w - 6 = 15 \times k/16 - 10 \\
 p &= 3 \times t/10 + 1 = 9 \times k/32 - 2 \\
 e_{\max} &= 3 \times 2^{(w-1)} \\
 e_{\min} &= 1 - e_{\max} \\
 \text{bias} &= e_{\max} + p - 2.
 \end{aligned}$$

Decoding densely-packed decimal: Table 3.3 decodes a declet, with 10 bits $\mathbf{b}_{(0)}$ to $\mathbf{b}_{(9)}$, into 3 decimal digits $\mathbf{d}_{(1)}$, $\mathbf{d}_{(2)}$, $\mathbf{d}_{(3)}$. The first column is in binary and an “x” denotes a “don’t care” bit. Thus all 1024 possible 10-bit patterns shall be accepted and mapped into 1000 possible 3-digit combinations with some redundancy.

3.3—Decoding 10-bit densely-packed decimal to 3 decimal digits

$\underline{b_{(6)}, b_{(7)}, b_{(8)}, b_{(3)}, b_{(4)}}$	$\underline{d_{(1)}}$	$\underline{d_{(2)}}$	$\underline{d_{(3)}}$
<u>0 x x x x</u>	$\underline{4b_{(0)} + 2b_{(1)} + b_{(2)}}$	$\underline{4b_{(3)} + 2b_{(4)} + b_{(5)}}$	$\underline{4b_{(7)} + 2b_{(8)} + b_{(9)}}$
<u>1 0 0 x x</u>	$\underline{4b_{(0)} + 2b_{(1)} + b_{(2)}}$	$\underline{4b_{(3)} + 2b_{(4)} + b_{(5)}}$	$\underline{8 + b_{(9)}}$
<u>1 0 1 x x</u>	$\underline{4b_{(0)} + 2b_{(1)} + b_{(2)}}$	$\underline{8 + b_{(5)}}$	$\underline{4b_{(3)} + 2b_{(4)} + b_{(9)}}$
<u>1 1 0 x x</u>	$\underline{8 + b_{(2)}}$	$\underline{4b_{(3)} + 2b_{(4)} + b_{(5)}}$	$\underline{4b_{(0)} + 2b_{(1)} + b_{(9)}}$
<u>1 1 1 0 0</u>	$\underline{8 + b_{(2)}}$	$\underline{8 + b_{(5)}}$	$\underline{4b_{(0)} + 2b_{(1)} + b_{(9)}}$
<u>1 1 1 0 1</u>	$\underline{8 + b_{(2)}}$	$\underline{4b_{(0)} + 2b_{(1)} + b_{(5)}}$	$\underline{8 + b_{(9)}}$
<u>1 1 1 1 0</u>	$\underline{4b_{(0)} + 2b_{(1)} + b_{(2)}}$	$\underline{8 + b_{(5)}}$	$\underline{8 + b_{(9)}}$
<u>1 1 1 1 1</u>	$\underline{8 + b_{(2)}}$	$\underline{8 + b_{(5)}}$	$\underline{8 + b_{(9)}}$

Encoding densely-packed decimal: Table 3.4 encodes 3 decimal digits $\underline{d_{(1)}}$, $\underline{d_{(2)}}$, and $\underline{d_{(3)}}$, each having 4 bits which can be expressed by a second subscript $\underline{d_{(1,0:3)}}$, $\underline{d_{(2,0:3)}}$, and $\underline{d_{(3,0:3)}}$, where bit 0 is the most significant and bit 3 the least significant, into a declet, with 10 bits $\underline{b_{(0)}}$ to $\underline{b_{(9)}}$. Computational operations generate only the 1000 canonical 10-bit patterns defined by Table 3.4.

Table 3.4—Encoding 3 decimal digits to 10-bit densely-packed decimal

$\underline{d_{(1,0)}, d_{(2,0)}, d_{(3,0)}}$	$\underline{b_{(0)}, b_{(1)}, b_{(2)}}$	$\underline{b_{(3)}, b_{(4)}, b_{(5)}}$	$\underline{b_{(6)}}$	$\underline{b_{(7)}, b_{(8)}, b_{(9)}}$
<u>0 0 0</u>	$\underline{d_{(1,1:3)}}$	$\underline{d_{(2,1:3)}}$	<u>0</u>	$\underline{d_{(3,1:3)}}$
<u>0 0 1</u>	$\underline{d_{(1,1:3)}}$	$\underline{d_{(2,1:3)}}$	<u>1</u>	$\underline{0, 0, d_{(3,3)}}$
<u>0 1 0</u>	$\underline{d_{(1,1:3)}}$	$\underline{d_{(3,1:2)}, d_{(2,3)}}$	<u>1</u>	$\underline{0, 1, d_{(3,3)}}$
<u>0 1 1</u>	$\underline{d_{(1,1:3)}}$	$\underline{1, 0, d_{(2,3)}}$	<u>1</u>	$\underline{1, 1, d_{(3,3)}}$
<u>1 0 0</u>	$\underline{d_{(3,1:2)}, d_{(1,3)}}$	$\underline{d_{(2,1:3)}}$	<u>1</u>	$\underline{1, 0, d_{(3,3)}}$
<u>1 0 1</u>	$\underline{d_{(2,1:2)}, d_{(1,3)}}$	$\underline{0, 1, d_{(2,3)}}$	<u>1</u>	$\underline{1, 1, d_{(3,3)}}$
<u>1 1 0</u>	$\underline{d_{(3,1:2)}, d_{(1,3)}}$	$\underline{0, 0, d_{(2,3)}}$	<u>1</u>	$\underline{1, 1, d_{(3,3)}}$
<u>1 1 1</u>	$\underline{0, 0, d_{(1,3)}}$	$\underline{1, 1, d_{(2,3)}}$	<u>1</u>	$\underline{1, 1, d_{(3,3)}}$

The 24 non-canonical patterns of the form 01x11x111x, 10x11x111x, or 11x11x111x (where an “x” denotes a “don’t care” bit) are not generated in the result of a computational operation. However, as listed in Table 3.3, these 24 bit patterns do map to values in the range 0 through 999. The bit pattern in a NaN trailing significand field can affect how the NaN is propagated (see 6.2).

3.6 Interchange format parameters

Interchange formats support the exchange of floating-point data between implementations. In each radix, the precision and range of an interchange format is defined by its size; interchange of a floating-point datum of a given size is therefore always exact with no possibility of overflow or underflow.

This standard defines binary interchange formats of widths 16, 32, 64, and 128 bits, and in general for any multiple of 32 bits of at least 128 bits. Decimal interchange formats are defined for any multiple of 32 bits of at least 32 bits.

The parameters p and $emax$ for every interchange format width are shown in Table 3.5 for binary interchange formats and in Table 3.6 for decimal interchange formats. The encodings for the interchange formats are as described in 3.4 and 3.5.2; the encoding parameters for each interchange format width are also shown in Tables 3.5 and 3.6.

Table 3.5—Binary interchange format parameters

Parameter	binary16	binary32	binary64	binary128	binary{k} ($k \geq 128$)
k , storage width in bits	16	32	64	128	multiple of 32
p , precision in bits	11	24	53	113	$k - \text{round}(4 \times \log_2(k)) + 13$
$emax$, maximum exponent e	15	127	1023	16383	$2^{(k-p-1)} - 1$
<i>Encoding parameters</i>					
$bias, E - e$	15	127	1023	16383	$emax$
sign bit	1	1	1	1	1
w , exponent field width in bits	5	8	11	15	$\text{round}(4 \times \log_2(k)) - 13$
t , trailing significand field width in bits	10	23	52	112	$k - w - 1$
k , storage width in bits	16	32	64	128	$1 + w + t$

The function $\text{round}()$ in Table 3.5 rounds to the nearest integer.

For example, binary256 would have $p = 237$ and $emax = 262143$.

Table 3.6—Decimal interchange format parameters

Parameter	decimal32	decimal64	decimal128	decimal{k} ($k \geq 32$)
k , storage width in bits	32	64	128	multiple of 32
p , precision in digits	7	16	34	$9 \times k / 32 - 2$
$emax$	96	384	6144	$3 \times 2^{(k/16+3)}$
<i>Encoding parameters</i>				
$bias, E - q$	101	398	6176	$emax + p - 2$
sign bit	1	1	1	1
$w+5$, combination field width in bits	11	13	17	$k/16 + 9$
t , trailing significand field width in bits	20	50	110	$15 \times k / 16 - 10$
k , storage width in bits	32	64	128	$1 + 5 + w + t$

For example, decimal256 would have $p = 70$ and $emax = 1572864$.

3.7 Extended and extendable precisions

Extended and extendable precision formats are recommended for extending the precisions used for arithmetic beyond the basic formats. Specifically:

- An **extended precision format** is a format that extends a supported basic format with both wider precision and wider range.
- An **extendable precision format** is a format with a precision and range that are defined under user control.

These formats are characterized by the parameters b , p , and $emax$, which may match those of an interchange format and shall:

- provide all the representations of floating-point data defined in terms of those parameters in 3.2 and 3.3
- provide all the operations of this standard, as defined in Clause 5, for that format.

This standard does not require an implementation to provide any extended or extendable precision format. Any encodings for these formats are implementation-defined, but should be fixed width and may match those of an interchange format.

Language standards should define mechanisms supporting extendable precision for each supported radix. Language standards supporting extendable precision shall permit users to specify p and $emax$. Language standards shall also allow the specification of an extendable precision by specifying p alone; in this case $emax$ shall be defined by the language standard to be at least $1000 \times p$ when p is ≥ 237 bits in a binary format or p is ≥ 51 digits in a decimal format.

Language standards or implementations should support an extended precision format that extends the widest basic format that is supported in that radix. Table 3.7 specifies the minimum precision and exponent range of the extended precision format for each basic format.

Table 3.7—Extended format parameters for floating-point numbers

Parameter	Extended formats associated with:				
	binary32	binary64	binary128	decimal64	decimal128
$p \text{ digits} \geq$	32	64	128	22	40
$emax \geq$	1023	16383	65535	6144	24576

NOTE 1—For extended formats, the minimum exponent range is that of the next wider basic format, if there is one, while the minimum precision is intermediate between a given basic format and the next wider basic format.

NOTE 2—For interchange of binary floating-point data, the width k in bits of the smallest standard format that will allow the encoding of a significand of at least p bits is given by:

$$k = 32 \times \text{ceiling}((p + \text{round}(4 \times \log_2(p + \text{round}(4 \times \log_2(p)) - 13)) - 13)/32), \text{ where } \text{round}() \text{ rounds to the nearest integer and } p \geq 113; \text{ for smaller values of } p, \text{ see Table 3.5.}$$

For interchange of decimal floating-point data, the width k in bits of the smallest standard format that will allow the encoding of a significand of at least p digits is given by:

$$k = 32 \times \text{ceiling}((p + 2)/9), \text{ where } p \geq 1.$$

In both cases the chosen format might have a larger precision (see 3.4 and 3.5.2).

3.1 Sets Values

This standard defines four floating-point formats in two groups, basic and extended, each having two widths, single and double. The standard levels of implementation are distinguished by the combinations of formats supported:

This section concerns only numerical values representable within a format, not the encodings. The only values representable in a chosen format are those specified by way of the following three integer parameters:

p — the number of significant bits (precision)

E_{\max} — the maximum exponent

E_{\min} — the minimum exponent

Each format's parameters are given in Table 1. Within each format only the following entities shall be provided: Numbers of the form $(-1)^s 2^E (b_0 + b_1 b_2 \dots b_{p-1})$

where

s ——— = 0 or 1

E ——— = any integer between E_{\min} and E_{\max} , inclusive

b_i ——— = 0 or 1

Two infinities, $+\infty$ and $-\infty$ At least one signaling NaN At least one quiet NaN

The foregoing description enumerates some values redundantly, for example, $2^0(1 + 0) = 2^1(0 + 1) = 2^2(0 + 01) = \dots$. However, the encodings of such nonzero values may be redundant only in extended formats (3.3). The nonzero values of the form $\pm 2^{E_{\min}}(0 + b_1 b_2 \dots b_{p-1})$ are called denormalized. Reserved exponents may be used to encode NaNs, $\pm\infty$, ± 0 , and denormalized numbers. For any variable that has the value zero, the sign bit s provides an extra bit of information. Although all formats have distinct representations for $+0$ and -0 , the signs are significant in some circumstances, such as division by zero, and not in others. In this standard, 0 and ∞ are written without a sign when the sign is not important.

3.2 Basic Formats

Numbers in the single and double formats are composed of the following three fields:

- 1) 1 bit sign s
- 2) Biased exponent $e = E + bias$
- 3) Fraction $f = b_1 b_2 \dots b_{p-1}$

The range of the unbiased exponent E shall include every integer between two values E_{\min} and E_{\max} , inclusive, and also two other reserved values $E_{\min} - 1$ to encode ± 0 and denormalized numbers, and $E_{\max} + 1$ to encode $\pm\infty$ and NaNs. The foregoing parameters are given in Table 1. Each nonzero numerical value has just one encoding. The fields are interpreted as follows:

3.2.1 Single

A 32-bit single format number X is divided as shown in Fig 1. The value v of X is inferred from its constituent fields thus

- 1) If $e = 255$ and $f \neq 0$, then v is NaN regardless of s
- 2) If $e = 255$ and $f = 0$, then $v = (-1)^s \infty$
- 3) If $0 < e < 255$, then $v = (-1)^s 2^{e-127} (1 + f)$
- 4) If $e = 0$ and $f \neq 0$, then $v = (-1)^s 2^{-126} (0 + f)$ (denormalized numbers)
- 5) If $e = 0$ and $f = 0$, then $v = (-1)^s 0$ (zero)

3.2.2 Double

A 64-bit double format number X is divided as shown in Fig 2. The value v of X is inferred from its constituent fields thus

- 1) If $e = 2047$ and $f \neq 0$, then v is NaN regardless of s
- 2) If $e = 2047$ and $f = 0$, then $v = (-1)^s \infty$
- 3) If $0 < e < 2047$, then $v = (-1)^s 2^{e-1023} (1 + f)$

- 4) ~~If $e = 0$ and $f \neq 0$, then $v = (-1)^s 2^{-1022} (0.f)$ (denormalized numbers)~~
- 5) ~~If $e = 0$ and $f = 0$, then $v = (-1)^s 0$ (zero)~~

3.3 Extended Formats

~~The single extended and double extended formats encode in an implementation-dependent way the sets of values in 3.1 subject to the constraints of Table 1. This standard allows an implementation to encode some values redundantly, provided that redundancy be transparent to the user in the following sense: an implementation either shall encode every nonzero value uniquely or it shall not distinguish redundant encodings of nonzero values. An implementation may also reserve some bit strings for purposes beyond the scope of this standard. When such a reserved bit string occurs as an operand the result is not specified by this standard.~~

~~An implementation of this standard is not required to provide (and the user should not assume) that single extended have greater range than double.~~

3.4 Combinations of Formats

~~All implementations conforming to this standard shall support the single format. Implementations should support the extended format corresponding to the widest basic format supported, and need not support any other extended format.⁺~~

4. Attributes and rounding

4.1 Attribute specification

An attribute is logically associated with a program block to modify its numerical and exception semantics. A user can specify a constant value for an attribute parameter.

Some attributes have the effect of an implicit parameter to most individual operations of this standard; language standards shall specify

- rounding-direction attributes (see 4.3)

and should specify

- alternate exception handling attributes (see 8).

Other attributes change the mapping of language expressions into operations of this standard; language standards that permit more than one such mapping should provide support for:

- preferredWidth attributes (see 10.3)
- value-changing optimization attributes (see 10.4)
- reproducibility attributes (see 11).

For attribute specification, the implementation shall provide language-defined means, such as compiler directives, to specify a constant value for the attribute parameter for all standard operations in a block; the scope of the attribute value is the block with which it is associated. Language standards shall provide for constant specification of the default and each specific value of the attribute.

4.2 Dynamic modes for attributes

Attributes in this standard shall be supported with the constant specification of 4.1. Particularly to support debugging, language standards should also support dynamic-mode specification of attributes.

With dynamic-mode specification, a user can specify that the attribute parameter assumes the value of a dynamic-mode variable whose value might not be known until program execution. This standard does not specify the underlying implementation mechanisms for constant attributes or dynamic modes.

For dynamic-mode specification, the implementation shall provide language-defined means to specify that the attribute parameter assumes the value of a dynamic-mode variable for all standard operations within the scope of the dynamic-mode specification in a block. The implementation initializes a dynamic-mode variable to the default value for the dynamic mode. Within its language-defined (dynamic) scope, changes to the value of a dynamic-mode variable are under the control of the user via the operations in 9.3.1 and .

The following aspects of dynamic-mode variables are language-defined; language standards may explicitly defer the definitions to implementations:

- The precedence of static attribute specifications and dynamic-mode assignments.
- The effect of changing the value of the dynamic-mode variable in an asynchronous event, such as in another thread or signal handler.
- Whether the value of the dynamic-mode variable can be determined by non-programmatic means, such as a debugger.

NOTE—A constant value for an attribute can be specified and meet the requirements of 4.1 by a dynamic mode specification with appropriate scope of that constant value.

4.3 Rounding-direction attributes

Rounding takes a number regarded as infinitely precise and, if necessary, modifies it to fit in the destination's format while signaling the inexact exception, underflow, or overflow when appropriate (see 7). Except where stated otherwise, every operation shall be performed as if it first produced an intermediate result correct to infinite precision and with unbounded range, and then rounded that result according to one of the attributes in this clause.

The rounding-direction attribute affects all computational operations that might be inexact. Inexact numeric floating-point results always have the same sign as the unrounded result.

The rounding-direction attribute affects the signs of exact zero sums (see 6.3), and also affects the thresholds beyond which overflow (see 7.4) and underflow (see 7.5) are signaled.

Implementations supporting both decimal and binary formats shall provide separate rounding-direction attributes for binary and decimal, the binary rounding direction and the decimal rounding direction. Operations returning results in a floating-point format shall use the rounding-direction attribute associated with the radix of the results. Operations converting from an operand in a floating-point format to a result in integer format or to an external character sequence (see 5.8 and 5.12) shall use the rounding-direction attribute associated with the radix of the operand.

NaNs are not rounded (but see 6.2.3).

4.3.1 Rounding-direction attributes to nearest

In the following two rounding-direction attributes, an infinitely precise result with magnitude at least $b^{emax} (b - \frac{1}{2} b^{1-p})$ shall round to ∞ with no change in sign; here $emax$ and p are determined by the destination format (see 3.3). With:

- roundTiesToEven, the floating-point number nearest to the infinitely precise result shall be delivered; if the two nearest floating-point numbers bracketing an unrepresentable infinitely precise result are equally near, the one with an even least significant digit shall be delivered
- roundTiesToAway, the floating-point number nearest to the infinitely precise result shall be delivered; if the two nearest floating-point numbers bracketing an unrepresentable infinitely precise result are equally near, the one with larger magnitude shall be delivered.

4.3.2 Directed rounding attributes

Three other user-selectable rounding-direction attributes are defined, the directed rounding attributes roundTowardPositive, roundTowardNegative, and roundTowardZero. With:

- roundTowardPositive, the result shall be the format's floating-point number (possibly $+\infty$) closest to and no less than the infinitely precise result
- roundTowardNegative, the result shall be the format's floating-point number (possibly $-\infty$) closest to and no greater than the infinitely precise result
- roundTowardZero, the result shall be the format's floating-point number closest to and no greater in magnitude than the infinitely precise result.

4.3.3 Rounding attribute requirements

An implementation of this standard shall provide roundTiesToEven and the three directed rounding attributes. A decimal format implementation of this standard shall provide roundTiesToAway as a user-selectable rounding-direction attribute. The rounding attribute roundTiesToAway is not required for a binary format implementation.

The roundTiesToEven rounding-direction attribute shall be the default rounding-direction attribute for results in binary formats. The default rounding-direction attribute for results in decimal formats is language-defined, but should be roundTiesToEven.

4. Rounding

~~Rounding takes a number regarded as infinitely precise and, if necessary, modifies it to fit in the destination's format while signaling the inexact exception (7.5). Except for binary \longleftrightarrow decimal conversion (whose weaker conditions are specified in 5.6), every operation specified in Section 5 shall be performed as if it first produced an intermediate result correct to infinite precision and with unbounded range, and then rounded that result according to one of the modes in this section.~~

~~The rounding modes affect all arithmetic operations except comparison and remainder. The rounding modes may affect the signs of zero sums (6.3), and do affect the thresholds beyond which overflow (7.3) and underflow (7.4) may be signaled.~~

4.1 Round to Nearest

~~An implementation of this standard shall provide round to nearest as the default rounding mode. In this mode the representable value nearest to the infinitely precise result shall be delivered; if the two nearest representable values are equally near, the one with its least significant bit zero shall be delivered. However, an infinitely precise result with magnitude at least $2^{E_{\max}}(2-2^{-p})$ shall round to ∞ with no change in sign; here E_{\max} and p are determined by the destination format (see Section 3) unless overridden by a rounding precision mode (4.3).~~

4.2 Directed Roundings

~~An implementation shall also provide three user-selectable directed rounding modes: round toward $+\infty$, round toward $-\infty$, and round toward 0.~~

~~When rounding toward $+\infty$ the result shall be the format's value (possibly $+\infty$) closest to and no less than the infinitely precise result. When rounding toward $-\infty$ the result shall be the format's value (possibly $-\infty$) closest to and no greater than the infinitely precise result. When rounding toward 0 the result shall be the format's value closest to and no greater in magnitude than the infinitely precise result.~~

¹Only if upward compatibility and speed are important issues should a system supporting the double extended format also support single extended.

4.3 Rounding Precision

~~Normally, a result is rounded to the precision of its destination. However, some systems deliver results only to double or extended destinations. On such a system the user, which may be a high level language compiler, shall be able to specify that a result be rounded instead to single precision, though it may be stored in the double or extended format with its wider exponent range.² Similarly, a system that delivers results only to double extended destinations shall permit the user to specify rounding to single or double precision. Note that to meet the specifications in 4.1, the result cannot suffer more than one rounding error.~~

5. Operations

5.1 Overview

All conforming implementations of this standard shall provide the operations listed in this clause for all supported arithmetic formats, except as stated below. Each of the computational operations that return a

numeric result specified by this standard shall be performed as if it first produced an intermediate result correct to infinite precision and with unbounded range, and then rounded that intermediate result, if necessary, to fit in the destination's format (see 4 and 7). Clause 6 augments the following specifications to cover ± 0 , $\pm\infty$, and NaN. Clause 7 describes default exception handling.

In this standard, operations are written as named functions; in a specific programming environment they might be represented by operators, or by families of format-specific functions, or by operations or functions whose names might differ from those in this standard.

Operations are broadly classified into four groups according to the kinds of results and exceptions they produce:

- General-computational operations produce floating-point or integer results, round all results according to Clause 4, and might signal the floating-point exceptions of Clause 7.
- Quiet-computational operations produce floating-point results and do not signal floating-point exceptions.
- Signaling-computational operations produce no floating-point results and might signal floating-point exceptions; comparisons are signaling-computational operations.
- Non-computational operations do not produce floating-point results and do not signal floating-point exceptions.

Operations in the first three groups are referred to collectively as “computational operations”.

Operations are also classified in two ways according to the relationship between the result format and the operand formats:

- homogeneous operations, in which the floating-point operands and floating-point result are all of the same format
- *formatOf* operations, which indicate the format of the result, independent of the formats of the operands.

Language standards might permit other kinds of operations and combinations of operations in expressions. By their expression evaluation rules, language standards specify when and how such operations and expressions are mapped into the operations of this standard. Operations (except re-encoding operations) do not have to accept operands or produce results of differing encodings.

In the operation descriptions that follow, operand and result formats are indicated by:

- *source* to represent homogeneous floating-point operand formats
- *source1*, *source2*, *source3* to represent non-homogeneous floating-point operand formats
- *int* to represent integer operand formats
- *boolean* to represent a value of *false* or *true* (for example, 0 or 1)
- *enum* to represent one of a small set of enumerated values
- *logBFormat* to represent a type for the destination of the *logB* operation and the scale exponent operand of the *scaleB* operation
- *integralFormat* to represent the scale factor in scaled products (see 9.4)
- *decimalCharacterSequence* to represent a decimal character sequence
- *hexCharacterSequence* to represent a hexadecimal-significand character sequence
- *conversionSpecification* to represent a language dependent conversion specification
- *decimal* to represent a supported decimal floating-point type
- *decimalEncoding* to represent a decimal floating-point type encoded in decimal
- *binaryEncoding* to represent a decimal floating-point type encoded in binary
- *exceptionGroup* to represent a set of exceptions as a set of *booleans*
- *flags* to represent a set of status flags
- *binaryRoundingDirection* to represent the rounding direction for binary
- *decimalRoundingDirection* to represent the rounding direction for decimal
- *modeGroup* to represent dynamically-specifiable modes

- *void* to indicate that an operation has no explicit operand or has no explicit result; the operand or result might be implicit.

formatOf indicates that the name of the operation specifies the floating-point destination *format*, which might be different from the floating-point operands' formats. There are *formatOf* versions of these operations for every supported arithmetic format.

intFormatOf indicates that the name of the operation specifies the integer destination format.

In the operation descriptions that follow, languages define which of their types correspond to operands and results called *int*, *intFormatOf*, *characterSequence*, or *conversionSpecification*. Languages with both signed and unsigned integer types should support both signed and unsigned *int* and *intFormatOf* operands and results.

5.2 Decimal exponent calculation

As discussed in 3.5, a floating-point number might have multiple representations in a decimal format. Therefore, decimal arithmetic involves not only computing the proper numerical result but also selecting the proper member of that floating-point number's cohort.

Except for the quantize operation, the value of a floating-point result (and hence its cohort) is determined by the operation and the operands' values; it is never dependent on the representation or encoding of an operand.

The selection of a particular representation for a floating-point result is dependent on the operands' representations, as described below, but is not affected by their encoding.

For all computational operations except *quantize* and *roundToIntegralExact*, if the result is inexact the cohort member of least possible exponent is used to get the maximum number of significant digits. If the result is exact, the cohort member is selected based on the preferred exponent for a result of that operation, a function of the exponents of the inputs. Thus for finite x , depending on the representation of zero, $0+x$ might result in a different member of x 's cohort. If the result's cohort does not include a member with the preferred exponent, the member with the exponent closest to the preferred exponent is used.

For *quantize* and *roundToIntegralExact*, a finite result has the preferred exponent, whether or not the result is exact.

In the descriptions that follow, $Q(x)$ is the exponent q of the representation of a finite floating-point number x . If x is infinite, $Q(x)$ is $+\infty$.

5.3 Homogeneous general-computational operations

5.3.1 General operations

Implementations shall provide the following homogeneous general-computational operations for all supported arithmetic formats; these operations shall not propagate non-canonical results. Their destination format is indicated as *sourceFormat*:

- *sourceFormat* **roundToIntegralTiesToEven**(*source*)
sourceFormat **roundToIntegralTiesToAway**(*source*)
sourceFormat **roundToIntegralTowardZero**(*source*)
sourceFormat **roundToIntegralTowardPositive**(*source*)
sourceFormat **roundToIntegralTowardNegative**(*source*)

See 5.9 for details.

The preferred exponent is $\max(Q(\text{source}), 0)$.

- *sourceFormat* **roundToIntegralExact**(*source*)

See 5.9 for details.

The preferred exponent is $\max(Q(\text{source}), 0)$, even when the inexact exception is signaled.

- *sourceFormat* **nextUp**(*source*)
sourceFormat **nextDown**(*source*)

nextUp(x) is the least floating-point number in the format of x that compares greater than x . If x is

the negative number of least magnitude in x 's format, **nextUp**(x) is -0 . **nextUp**(± 0) is the positive number of least magnitude in x 's format. **nextUp**($+\infty$) is $+\infty$, and **nextUp**($-\infty$) is the finite negative number largest in magnitude. When x is NaN, then the result is according to 6.2. **nextUp**(x) is quiet except for *sNaNs*.

The preferred exponent is the least possible.

nextDown(x) is $-\text{nextUp}(-x)$.

— *sourceFormat* **remainder**(*source*, *source*)

When $y \neq 0$, the remainder $r = \text{remainder}(x, y)$ is defined for finite x and y regardless of the rounding-direction attribute by the mathematical relation $r = x - y \times n$, where n is the integer nearest the exact number x/y ; whenever $|n - x/y| = 1/2$, then n is even. Thus, the remainder is always exact. If $r = 0$, its sign shall be that of x . **remainder**(x, ∞) is x for finite x .

The preferred exponent is $\min(Q(x), Q(y))$.

— *sourceFormat* **minNum**(*source*, *source*)
sourceFormat **maxNum**(*source*, *source*)
sourceFormat **minNumMag**(*source*, *source*)
sourceFormat **maxNumMag**(*source*, *source*)

minNum(x, y) is the canonicalized number x if $x < y$, y if $y < x$, the canonicalized number if one operand is a number and the other a quiet NaN. Otherwise it is either x or y , canonicalized (this means results might differ among implementations). When either x or y is a signalingNaN, then the result is according to 6.2.

maxNum(x, y) is the canonicalized number y if $x < y$, x if $y < x$, the canonicalized number if one operand is a number and the other a quiet NaN. Otherwise it is either x or y , canonicalized (this means results might differ among implementations). When either x or y is a signalingNaN, then the result is according to 6.2.

minNumMag(x, y) is the canonicalized number x if $|x| < |y|$, y if $|y| < |x|$, otherwise **minNum**(x, y).

maxNumMag(x, y) is the canonicalized number x if $|x| > |y|$, y if $|y| > |x|$, otherwise **maxNum**(x, y).

The preferred exponent is $Q(x)$ if x is the result, $Q(y)$ if y is the result.

5.3.2 Decimal operation

Implementations supporting decimal formats shall provide the following homogeneous general-computational operation for all supported decimal arithmetic formats; this operation shall not propagate non-canonical results. The destination format is indicated as *sourceFormat*:

— *sourceFormat* **quantize**(*source*, *source*)

For finite decimal operands x and y of the same format, **quantize**(x, y) is a floating-point number in the same format that has, if possible, the same numerical value as x and the same quantum as y . If the exponent is being increased, rounding according to the applicable rounding-direction attribute might occur; the result is a different floating-point representation and the inexact exception is signaled if the result does not have the same numerical value as x . If the exponent is being decreased and the significand of the result would have more than p digits, the invalid operation exception is signaled and the result is NaN. If one or both operands are NaN, the rules in 6.2 are followed. Otherwise if only one operand is infinite then the invalid operation exception is signaled and the result is NaN. If both operands are infinite then the result is canonical ∞ with the sign of x . **quantize** does not signal underflow or overflow.

The preferred exponent is $Q(y)$.

5.3.3 logBFormat operations

Implementations shall provide the following general-computational operations for all supported floating-point formats available for arithmetic; these operations shall not propagate non-canonical floating-point results.

For each supported arithmetic format, languages define an associated *logBFormat* to contain the integral

values of $\log_B(x)$. The *logBFormat* shall have enough range to include all integers between $\pm 2 \times (emax + p)$ inclusive, which includes the scale factors for scaling between the finite numbers of largest and smallest magnitude.

If *logBFormat* is an integer format, then the first operand and the floating-point result of *scaleB* are of the same format. If *logBFormat* is a floating-point format, then the following operations are homogeneous.

— *sourceFormat* **scaleB**(*source*, *logBFormat*)

scaleB(x , N) is $x \times b^N$ for integral values N . The result is computed as if the exact product were formed and then rounded to the destination format, subject to the applicable rounding-direction attribute. When *logBFormat* is a floating-point format, the behavior of **scaleB** is language-defined when the second operand is non-integral. For non-zero values of N , **scaleB**(± 0 , N) returns ± 0 and **scaleB**($\pm \infty$, N) returns $\pm \infty$. For zero values of N , **scaleB**(x , N) returns x .

The preferred exponent is $Q(x) + N$.

— *logBFormat* **logB**(*source*)

logB(x) is the exponent e of x , a signed integral value, determined as though x were represented with infinite range and minimum exponent. Thus $1 \leq \mathbf{scaleB}(x, -\mathbf{logB}(x)) < b$ when x is positive and finite. **logB**(1) is +0.

When *logBFormat* is a floating-point format, **logB**(NaN) is a NaN, **logB**(∞) is $+\infty$, and **logB**(0) is $-\infty$ and signals the *divideByZero* exception. When *logBFormat* is an integer format, then **logB**(NaN), **logB**(∞), and **logB**(0) return language-defined values outside the range $\pm 2 \times (emax + p - 1)$ and signal the *invalid operation* exception.

The preferred exponent is 0.

NOTE—For positive finite x , the value of **logB**(x) is $\text{floor}(\log_2(x))$ in a binary format, and is $\text{floor}(\log_{10}(x))$ in a decimal format.

5.4 formatOf general-computational operations

5.4.1 Arithmetic operations

Implementations shall provide the following *formatOf* general-computational operations, for destinations of all supported arithmetic formats, and, for each destination format, for operands of all supported arithmetic formats with the same radix as the destination format. These operations shall not propagate non-canonical results.

— *formatOf*-**addition**(*source1*, *source2*)

The operation **addition**(x , y) computes $x + y$.

The preferred exponent is $\min(Q(x), Q(y))$.

— *formatOf*-**subtraction**(*source1*, *source2*)

The operation **subtraction**(x , y) computes $x - y$.

The preferred exponent is $\min(Q(x), Q(y))$.

— *formatOf*-**multiplication**(*source1*, *source2*)

The operation **multiplication**(x , y) computes $x \times y$.

The preferred exponent is $Q(x) + Q(y)$.

— *formatOf*-**division**(*source1*, *source2*)

The operation **division**(x , y) computes x / y .

The preferred exponent is $Q(x) - Q(y)$.

— *formatOf*-**squareRoot**(*source1*)

The operation **squareRoot**(x) computes \sqrt{x} . It has a positive sign for all operands ≥ 0 , except that **squareRoot**(-0) shall be -0 .

The preferred exponent is $\text{floor}(Q(x)/2)$.

— *formatOf*-**fusedMultiplyAdd**(*source1*, *source2*, *source3*)

The operation **fusedMultiplyAdd**(x , y , z) computes $(x \times y) + z$ as if with unbounded range and precision, rounding only once to the destination format. No underflow, overflow, or inexact

exception (see 7) can arise due to the multiplication, but only due to the addition; and so fusedMultiplyAdd differs from a multiplication operation followed by an addition operation.
The preferred exponent is $\min(Q(x)+Q(y), Q(z))$.

— ***formatOf-convertFromInt(int)***

It shall be possible to convert from all supported signed and unsigned integer formats to all supported arithmetic formats. Integral values are converted exactly from integer formats to floating-point formats whenever the value is representable in both formats. If the converted value is not exactly representable in the destination format, the result is determined according to the applicable rounding-direction attribute, and an inexact or floating-point overflow exception arises as specified in Clause 7, just as with arithmetic operations. The signs of integer zeros are preserved. Integer zeros without signs are converted to +0.

The preferred exponent is 0.

Implementations shall provide the following *intFormatOf* general-computational operations for destinations of all supported integer formats and for operands of all supported arithmetic formats.

- ***intFormatOf-convertToIntegerTiesToEven(source)***
intFormatOf-convertToIntegerTowardZero(source)
intFormatOf-convertToIntegerTowardPositive(source)
intFormatOf-convertToIntegerTowardNegative(source)
intFormatOf-convertToIntegerTiesToAway(source)

See 5.8 for details.

- ***intFormatOf-convertToIntegerExactTiesToEven(source)***
intFormatOf-convertToIntegerExactTowardZero(source)
intFormatOf-convertToIntegerExactTowardPositive(source)
intFormatOf-convertToIntegerExactTowardNegative(source)
intFormatOf-convertToIntegerExactTiesToAway(source)

See 5.8 for details.

NOTE—Implementations might provide some of the operations in this subclause, and the **convertFormat** operations in 5.4.2, as sequences of one or more of a subset of the operations in subclause 5.4 when those sequences produce the correct numerical value, quantum, and exception results.

5.4.2 Conversion operations for floating-point formats and decimal character sequences

Implementations shall provide the following *formatOf* conversion operations from all supported floating-point formats to all supported floating-point formats, as well as conversions to and from decimal character sequences. These operations shall not propagate non-canonical results. Some format conversion operations produce results in a different radix than the operands.

— ***formatOf-convertFormat(source)***

If the conversion is to a format in a different radix or to a narrower precision in the same radix, the result shall be rounded as specified in Clause 4. Conversion to a format with the same radix but wider precision and range is always exact.

For inexact conversions from binary to decimal formats, the preferred exponent is the least possible. For exact conversions from binary to decimal formats, the preferred exponent is 0.

For conversions between decimal formats, the preferred exponent is $Q(source)$.

— ***formatOf-convertFromDecimalCharacter(decimalCharacterSequence)***

See 5.12 for details. The preferred exponent is $Q(decimalCharacterSequence)$, which is the exponent value q of the last digit in the significand of the *decimalCharacterSequence*.

— ***decimalCharacterSequence convertToDecimalCharacter(source, conversionSpecification)***

See 5.12 for details. The *conversionSpecification* specifies the precision and formatting of the *decimalCharacterSequence* result.

5.4.3 Conversion operations for binary formats

Implementations shall provide the following *formatOf* conversion operations to and from all supported binary floating-point formats; these operations never propagate non-canonical floating-point results.

— *formatOf-convertFromHexCharacter(hexCharacterSequence)*

See 5.12 for details.

— *hexCharacterSequence convertToHexCharacter(source, conversionSpecification)*

See 5.12 for details. The *conversionSpecification* specifies the precision and formatting of the *hexCharacterSequence* result.

5.5 Quiet-computational operations

5.5.1 Sign bit operations

Implementations shall provide the following homogeneous quiet-computational sign bit operations for all supported arithmetic formats; they only affect the sign bit. The operations treat floating-point numbers and NaNs alike, and signal no exception. These operations may propagate non-canonical encodings.

— *sourceFormat copy(source)*

sourceFormat negate(source)

sourceFormat abs(source)

copy(*x*) copies a floating-point operand *x* to a destination in the same format, with no change to the sign bit.

negate(*x*) copies a floating-point operand *x* to a destination in the same format, reversing the sign bit. **negate**(*x*) is not the same as **subtraction**(0,*x*) (see 6.3).

abs(*x*) copies a floating-point operand *x* to a destination in the same format, setting the sign bit to 0 (positive).

— *sourceFormat copySign(source, source)*

copySign(*x*, *y*) copies a floating-point operand *x* to a destination in the same format as *x*, but with the sign bit of *y*.

5.5.2 Decimal re-encoding operations

For each supported decimal format (if any), the implementation shall provide the following operations to convert between the decimal format and the two standard encodings for that format. These operations enable portable programs that are independent of the implementation's encoding for decimal types to access data represented with either standard encoding. These operations may propagate non-canonical encodings.

— *decimalEncoding encodeDecimal(decimal)*

Encodes the value of the operand using decimal encoding.

— *decimal decodeDecimal(decimalEncoding)*

Decodes the decimal-encoded operand.

— *binaryEncoding encodeBinary(decimal)*

Encodes the value of the operand using the binary encoding.

— *decimal decodeBinary(binaryEncoding)*

Decodes the binary-encoded operand.

where *decimalEncoding* is a language-defined type for storing decimal-encoded decimal floating-point data, *binaryEncoding* is a language-defined type for storing binary-encoded decimal floating-point data, and *decimal* is the type of the given decimal floating-point format.

5.6 Signaling-computational operations

5.6.1 Comparisons

Implementations shall provide the following comparison operations, for all supported floating-point

operands of the same radix in arithmetic formats:

- [*boolean compareQuietEqual\(source1, source2\)*](#)
[*boolean compareQuietNotEqual\(source1, source2\)*](#)
[*boolean compareSignalingEqual\(source1, source2\)*](#)
[*boolean compareSignalingGreater\(source1, source2\)*](#)
[*boolean compareSignalingGreaterEqual\(source1, source2\)*](#)
[*boolean compareSignalingLess\(source1, source2\)*](#) [*boolean compareSignalingLessEqual\(source1, source2\)*](#) [*boolean compareSignalingNotEqual\(source1, source2\)*](#) [*boolean compareSignalingNotGreater\(source1, source2\)*](#) [*boolean compareSignalingLessUnordered\(source1, source2\)*](#) [*boolean compareSignalingNotLess\(source1, source2\)*](#)
[*boolean compareSignalingGreaterUnordered\(source1, source2\)*](#)
[*boolean compareQuietGreater\(source1, source2\)*](#)
[*boolean compareQuietGreaterEqual\(source1, source2\)*](#)
[*boolean compareQuietLess\(source1, source2\)*](#)
[*boolean compareQuietLessEqual\(source1, source2\)*](#)
[*boolean compareQuietUnordered\(source1, source2\)*](#)
[*boolean compareQuietNotGreater\(source1, source2\)*](#)
[*boolean compareQuietLessUnordered\(source1, source2\)*](#)
[*boolean compareQuietNotLess\(source1, source2\)*](#)
[*boolean compareQuietGreaterUnordered\(source1, source2\)*](#)
[*boolean compareQuietOrdered\(source1, source2\)*](#)

See 5.11 for details.

5.7 Non-computational operations

5.7.1 Conformance predicates

Implementations shall provide the following non-computational operations, true if and only if the indicated conditions are true:

- [*boolean is754version1985\(void\)*](#)
[*is754version1985\(\)*](#) is true if and only if this programming environment conforms to the earlier version of the standard.
- [*boolean is754version2008\(void\)*](#)
[*is754version2008\(\)*](#) is true if and only if this programming environment conforms to this standard.

Implementations should make these predicates available at translation time (if applicable) in cases where their values can be determined at that point.

5.7.2 General operations

Implementations shall provide the following non-computational operations for all supported arithmetic formats and should provide them for all supported interchange formats. They are never exceptional, even for signaling NaNs.

- [*enum class\(source\)*](#)
[*class\(x\)*](#) tells which of the following ten classes *x* falls into:
[*signalingNaN*](#)
[*quietNaN*](#)
[*negativeInfinity*](#)
[*negativeNormal*](#)
[*negativeSubnormal*](#)
[*negativeZero*](#)
[*positiveZero*](#)
[*positiveSubnormal*](#)

- positiveNormal
positiveInfinity.
- boolean **isSignMinus**(source)
isSignMinus(x) is true if and only if x has negative sign. **isSignMinus** applies to zeros and NaNs as well.
- boolean **isNormal**(source)
isNormal(x) is true if and only if x is normal (not zero, subnormal, infinite, or NaN).
- boolean **isFinite**(source)
isFinite(x) is true if and only if x is zero, subnormal or normal (not infinite or NaN).
- boolean **isZero**(source)
isZero(x) is true if and only if x is ± 0 .
- boolean **isSubnormal**(source)
isSubnormal(x) is true if and only if x is subnormal.
- boolean **isInfinite**(source)
isInfinite(x) is true if and only if x is infinite.
- boolean **isNaN**(source)
isNaN(x) is true if and only if x is a NaN.
- boolean **isSignaling**(source)
isSignaling(x) is true if and only if x is a signaling NaN.
- boolean **isCanonical**(source)
isCanonical(x) is true if and only if x is a finite number, infinity, or NaN that is canonical. Implementations should extend **isCanonical**(x) to formats that are not interchange formats in ways appropriate to those formats, which might, or might not, have finite numbers, infinities, or NaNs that are non-canonical.
- enum **radix**(source)
radix(x) is the radix *b* of the format of x, that is, two or ten.
- boolean **totalOrder**(source, source)
totalOrder(x, y) is defined in 5.10.
- boolean **totalOrderMag**(source, source)
totalOrderMag(x, y) is **totalOrder**(abs(x), abs(y)).

Implementations should make these predicates available at translation time (if applicable) in cases where their values can be determined at that point.

5.7.3 Decimal operation

Implementations supporting decimal formats shall provide the following non-computational operation for all supported decimal arithmetic formats:

- boolean **sameQuantum**(source, source)
For numerical decimal operands *x* and *y* of the same format, **sameQuantum**(*x*, *y*) is true if the exponents of *x* and *y* are the same, that is, $Q(x) = Q(y)$, and false otherwise. **sameQuantum**(NaN, NaN) and **sameQuantum**(∞ , ∞) are true; if exactly one operand is infinite or exactly one operand is NaN, **sameQuantum** is false. **sameQuantum** signals no exception.

5.7.4 Operations on subsets of flags

Implementations shall provide the following non-computational operations that act upon multiple status flags collectively:

- void **lowerFlags**(exceptionGroup)
Lowens (clears) the flags corresponding to the exceptions specified in the *exceptionGroup* operand, which can represent any subset of the exceptions.

- *void* **raiseFlags**(*exceptionGroup*)
Raises (sets) the flags corresponding to the exceptions specified in the *exceptionGroup* operand, which can represent any subset of the exceptions.
- *boolean* **testFlags**(*exceptionGroup*)
Queries whether any of the flags corresponding to the exceptions specified in the *exceptionGroup* operand, which can represent any subset of the exceptions, are raised.
- *boolean* **testSavedFlags**(*flags*, *exceptionGroup*)
Queries whether any of the flags in the *flags* operand corresponding to the exceptions specified in the *exceptionGroup* operand, which can represent any subset of the exceptions, are raised.
- *void* **restoreFlags**(*flags*, *exceptionGroup*)
Restores the flags corresponding to the exceptions specified in the *exceptionGroup* operand, which can represent any subset of the exceptions, to their state represented in the *flags* operand.
- *flags* **saveAllFlags**(*void*)
Returns a representation of the state of all status flags.

The return value of the **saveAllFlags** operation is for use as the first operand to a **restoreFlags** or **testSavedFlags** operation in the same program; this standard does not require support for any other use.

5.8 Details of conversions from floating-point to integer formats

Implementations shall provide conversion operations from all supported arithmetic formats to all supported signed and unsigned integer formats. Integral values are converted exactly from floating-point formats to integer formats whenever the value is representable in both formats.

Conversion to integer shall round as specified in Clause 4; the rounding direction is indicated by the operation name.

When a NaN or infinite operand cannot be represented in the destination format and this cannot otherwise be indicated, the invalid operation exception shall be signaled. When a numeric operand would convert to an integer outside the range of the destination format, the invalid operation exception shall be signaled if this situation cannot otherwise be indicated.

When the value of the conversion operation's result differs from its operand value, yet is representable in the destination format, some conversion operations are specified below to signal the inexact exception and others to not signal the inexact exception.

A language standard that permits implicit conversions or expressions involving mixed types should require that these be implemented with the inexact-signaling conversion operations below.

The operations for conversion from floating-point to a specific signed or unsigned integer format without signaling the inexact exception are:

- *intFormatOf*-**convertToIntegerTiesToEven**(*source*)
convertToIntegerTiesToEven(*x*) rounds *x* to the nearest integral value, with halfway cases rounded to even.
- *intFormatOf*-**convertToIntegerTowardZero**(*source*)
convertToIntegerTowardZero(*x*) rounds *x* to an integral value toward zero.
- *intFormatOf*-**convertToIntegerTowardPositive**(*source*)
convertToIntegerTowardPositive(*x*) rounds *x* to an integral value toward positive infinity.
- *intFormatOf*-**convertToIntegerTowardNegative**(*source*)
convertToIntegerTowardNegative(*x*) rounds *x* to an integral value toward negative infinity.
- *intFormatOf*-**convertToIntegerTiesToAway**(*source*)
convertToIntegerTiesToAway(*x*) rounds *x* to the nearest integral value, with halfway cases rounded away from zero.

The operations for conversion from floating-point to a specific signed or unsigned integer format, signaling if inexact, are:

- *intFormatOf-convertToIntegerExactTiesToEven(source)*
convertToIntegerExactTiesToEven(*x*) rounds *x* to the nearest integral value, with halfway cases rounded to even.
- *intFormatOf-convertToIntegerExactTowardZero(source)*
convertToIntegerExactTowardZero(*x*) rounds *x* to an integral value toward zero.
- *intFormatOf-convertToIntegerExactTowardPositive(source)*
convertToIntegerExactTowardPositive(*x*) rounds *x* to an integral value toward positive infinity.
- *intFormatOf-convertToIntegerExactTowardNegative(source)*
convertToIntegerExactTowardNegative(*x*) rounds *x* to an integral value toward negative infinity.
- *intFormatOf-convertToIntegerExactTiesToAway(source)*
convertToIntegerExactTiesToAway(*x*) rounds *x* to the nearest integral value, with halfway cases rounded away from zero.

5.9 Details of operations to round a floating-point datum to integral value

Several operations round a floating-point number to an integral valued floating-point number in the same format.

The rounding is analogous to that specified in Clause 4, but the rounding chooses only from among those floating-point numbers of integral values in the format. These operations convert zero operands to zero results of the same sign, and infinite operands to infinite results of the same sign.

For the following operations, the rounding direction is specified by the operation name and does not depend on a rounding-direction attribute. These operations shall not signal any exception except for signaling NaN input.

- *sourceFormat roundToIntegralTiesToEven(source)*
roundToIntegralTiesToEven(*x*) rounds *x* to the nearest integral value, with halfway cases rounding to even.
- *sourceFormat roundToIntegralTowardZero(source)*
roundToIntegralTowardZero(*x*) rounds *x* to an integral value toward zero.
- *sourceFormat roundToIntegralTowardPositive(source)*
roundToIntegralTowardPositive(*x*) rounds *x* to an integral value toward positive infinity.
- *sourceFormat roundToIntegralTowardNegative(source)*
roundToIntegralTowardNegative(*x*) rounds *x* to an integral value toward negative infinity.
- *sourceFormat roundToIntegralTiesToAway(source)*
roundToIntegralTiesToAway(*x*) rounds *x* to the nearest integral value, with halfway cases rounding away from zero.

For the following operation, the rounding direction is the applicable rounding-direction attribute. This operation signals the invalid operation exception for a signaling NaN operand, and for a numerical operand, signals the inexact exception if the result does not have the same numerical value as *x*.

- *sourceFormat roundToIntegralExact(source)*
roundToIntegralExact(*x*) rounds *x* to an integral value according to the applicable rounding-direction attribute.

5.10 Details of totalOrder predicate

For each supported arithmetic format, an implementation shall provide the following predicate that defines an ordering among all operands in a particular format:

- *boolean totalOrder(source, source)*

totalOrder(*x*, *y*) imposes a total ordering on canonical members of the format of *x* and *y*:

- a) If $x < y$, $\text{totalOrder}(x, y)$ is true.
- b) If $x > y$, $\text{totalOrder}(x, y)$ is false.
- c) If $x = y$:
 - 1) $\text{totalOrder}(-0, +0)$ is true.
 - 2) $\text{totalOrder}(+0, -0)$ is false.
 - 3) If x and y represent the same floating-point datum:
 - i) If x and y have negative sign,
 $\text{totalOrder}(x, y)$ is true if and only if the exponent of $x \geq$ the exponent of y
 - ii) otherwise
 $\text{totalOrder}(x, y)$ is true if and only if the exponent of $x \leq$ the exponent of y .
- d) If x and y are unordered numerically because x or y is NaN:
 - 1) $\text{totalOrder}(-\text{NaN}, y)$ is true where $-\text{NaN}$ represents a NaN with negative sign bit and y is a floating-point number.
 - 2) $\text{totalOrder}(x, +\text{NaN})$ is true where $+\text{NaN}$ represents a NaN with positive sign bit and x is a floating-point number.
 - 3) If x and y are both NaNs, then totalOrder reflects a total ordering based on:
 - i) negative sign orders below positive sign
 - ii) signaling orders below quiet for $+\text{NaN}$, reverse for $-\text{NaN}$
 - iii) lesser payload, when regarded as an integer, orders below greater payload for $+\text{NaN}$, reverse for $-\text{NaN}$.

Neither signaling NaNs nor quiet NaNs signal an exception. For canonical x and y , $\text{totalOrder}(x, y)$ and $\text{totalOrder}(y, x)$ are both true if x and y are bitwise identical.

NOTE— totalOrder does not impose a total ordering on all encodings in a format. In particular, it does not distinguish among different encodings of the same floating-point representation, as when one or both encodings are non-canonical.

5.11 Details of comparison predicates

For every supported arithmetic format, it shall be possible to compare one floating-point datum to another in that format (see 5.6.1). Additionally, floating-point data represented in different formats shall be comparable as long as the operands' formats have the same radix.

Four mutually exclusive relations are possible: *less than*, *equal*, *greater than*, and *unordered*. The last case arises when at least one operand is NaN. Every NaN shall compare *unordered* with everything, including itself. Comparisons shall ignore the sign of zero (so $+0 = -0$). Infinite operands of the same sign shall compare *equal*.

Languages define how the result of a comparison shall be delivered, in one of two ways: either as a relation identifying one of the four relations listed above, or as a true-false response to a predicate that names the specific comparison desired.

Table 5.1, Table 5.2, and Table 5.3 exhibit twenty-two functionally distinct useful predicates and negations with various ad-hoc and traditional names and symbols. Each predicate is true if any of its indicated relations is true. The relation “?” indicates an *unordered* relation. Table 5.2 lists five unordered-signaling predicates and their negations that cause an invalid operation exception when the relation is unordered. That invalid operation exception defends against unexpected quiet NaNs arising in programs written using the standard predicates $\{<, <=, >=, >\}$ and their negations, without considering the possibility of a quiet NaN operand. Programs that explicitly take account of the possibility of quiet NaN operands may use the unordered-quiet predicates in Table 5.3 which do not signal such an invalid operation exception.

Comparisons never signal an exception other than the invalid operation exception.

Note that predicates come in pairs, each a logical negation of the other; applying a prefix such as NOT to negate a predicate in Table 5.1, Table 5.2, and Table 5.3 reverses the true/false sense of its associated entries, but does not change whether *unordered* relations cause an invalid operation exception.

The unordered-quiet predicates in Table 5.1 do not signal an exception on quiet NaN operands:

Table 5.1—Required unordered-quiet predicate and negation

<u>Unordered-quiet predicate</u>		<u>Unordered-quiet negation</u>	
<u>True relations</u>	<u>Names</u>	<u>True relations</u>	<u>Names</u>
<u>EQ</u>	<u>compareQuietEqual</u> <u>=</u>	<u>LT GT UN</u>	<u>compareQuietNotEqual</u> <u>?<>, NOT(=), ≠</u>

The unordered-signaling predicates in Table 5.2, intended for use by programs *not* written to take into account the possibility of NaN operands, signal an invalid operation exception on quiet NaN operands:

Table 5.2—Required unordered-signaling predicates and negations

<u>Unordered-signaling predicate</u>		<u>Unordered-signaling negation</u>	
<u>True relations</u>	<u>Names</u>	<u>True relations</u>	<u>Names</u>
<u>EQ</u>	<u>compareSignalingEqual</u>	<u>LT GT UN</u>	<u>compareSignalingNotEqual</u>
<u>GT</u>	<u>compareSignalingGreater</u> <u>≥</u>	<u>EQ LT UN</u>	<u>compareSignalingNotGreater</u> <u>NOT(>)</u>
<u>GT EQ</u>	<u>compareSignalingGreaterEqual</u> <u>≥=, ≥</u>	<u>LT UN</u>	<u>compareSignalingLessUnordered</u> <u>NOT(>=)</u>
<u>LT</u>	<u>compareSignalingLess</u> <u>≤</u>	<u>EQ GT UN</u>	<u>compareSignalingNotLess</u> <u>NOT(<)</u>
<u>LT EQ</u>	<u>compareSignalingLessEqual</u> <u><=, ≤</u>	<u>GT UN</u>	<u>compareSignalingGreaterUnordered</u> <u>NOT(<=)</u>

The unordered-quiet predicates in Table 5.3, intended for use by programs written to take into account the possibility of NaN operands, do not signal an exception on quiet NaN operands:

Table 5.3—Required unordered-quiet predicates and negations

<u>Unordered-quiet predicate</u>		<u>Unordered-quiet negation</u>	
<u>True relations</u>	<u>Names</u>	<u>True relations</u>	<u>Names</u>
<u>GT</u>	<u>compareQuietGreater</u> <u>isGreater</u>	<u>EQ LT UN</u>	<u>compareQuietNotGreater</u> <u>?<=, NOT(isGreater)</u>
<u>GT EQ</u>	<u>compareQuietGreaterEqual</u> <u>isGreaterEqual</u>	<u>LT UN</u>	<u>compareQuietLessUnordered</u> <u>?<, NOT(isGreaterEqual)</u>
<u>LT</u>	<u>compareQuietLess</u> <u>isLess</u>	<u>EQ GT UN</u>	<u>compareQuietNotLess</u> <u>?>=, NOT(isLess)</u>
<u>LT EQ</u>	<u>compareQuietLessEqual</u> <u>isLessEqual</u>	<u>GT UN</u>	<u>compareQuietGreaterUnordered</u> <u>?>, NOT(isLessEqual)</u>
<u>UN</u>	<u>compareQuietUnordered</u> <u>?, isUnordered</u>	<u>LT EQ GT</u>	<u>compareQuietOrdered</u> <u><=>, NOT(isUnordered)</u>

There are two ways to write the logical negation of a predicate, one using NOT explicitly and the other reversing the relational operator. Thus in programs written without considering the possibility of a NaN operand, the logical negation of the unordered-signaling predicate $(X < Y)$ is just the unordered-signaling predicate $\text{NOT}(X < Y)$; the unordered-quiet reversed predicate $(X ?>= Y)$ is different in that it does not signal an invalid operation exception when X and Y are *unordered* (unless X or Y is a signaling NaN). In contrast, the logical negation of $(X = Y)$ might be written as either $\text{NOT}(X = Y)$ or $(X ?<> Y)$; in this case both expressions are functionally equivalent to $(X \neq Y)$.

5.12 Details of conversion between floating-point data and external character sequences

This clause specifies conversions between supported formats and external character sequences. Note that conversions between supported formats of different radices are correctly rounded and set exceptions

correctly as described in 5.4.2, subject to limits stated in 5.12.2 below.

Implementations shall provide conversions between each supported binary format and external decimal character sequences such that, under roundTiesToEven, conversion from the supported format to external decimal character sequence and back recovers the original floating-point representation, except that a signaling NaN might be converted to a quiet NaN. See 5.12.1 and 5.12.2 for details.

Implementations shall provide exact conversions from each supported decimal format to external decimal character sequences, and shall provide conversions back that recover the original floating-point representation, except that a signaling NaN might be converted to a quiet NaN. See 5.12.1 and 5.12.2 for details.

Implementations shall provide exact conversions from each supported binary format to external character sequences representing numbers with hexadecimal digits for the significand, and shall provide conversions back that recover the original floating-point representation, except that a signaling NaN might be converted to a quiet NaN. See 5.12.1 and 5.12.3 for details.

This clause primarily discusses conversions during program execution; there is one special consideration applicable to program translation separate from program execution: translation-time conversion of constants in program text from external character sequences to supported formats, in the absence of other specification in the program text, shall use this standard's default rounding direction and language-defined exception handling. An implementation might also provide means to permit constants to be translated at execution time with the attributes in effect at execution time and exceptions generated at execution time.

Issues of character codes (ASCII, Unicode, etc.) are not defined by this standard.

5.12.1 External character sequences representing zeros, infinities, and NaNs

The conversions (described in 5.4.2) from supported formats to external character sequences and back that recover the original floating-point representation, shall recover zeros, infinities, and quiet NaNs, as well as non-zero finite numbers. In particular, signs of zeros and infinities are preserved.

Conversion of an infinity in a supported format to an external character sequence shall produce a language-defined one of “inf” or “infinity” or a sequence that is equivalent except for case (e.g., “Infinity” or “INF”), with a preceding minus sign if the input is negative. Whether the conversion produces a preceding plus sign if the input is positive is language-defined.

Conversion of external character sequences “inf” and “infinity” (regardless of case) with an optional preceding sign, to a supported floating-point format shall produce an infinity (with the same sign as the input).

Conversion of a quiet NaN in a supported format to an external character sequence shall produce a language-defined one of “nan” or a sequence that is equivalent except for case (e.g., “NaN”), with an optional preceding sign. (This standard does not interpret the sign of a NaN.)

Conversion of a signaling NaN in a supported format to an external character sequence should produce a language-defined one of “snan” or “nan” or a sequence that is equivalent except for case, with an optional preceding sign. If the conversion of a signaling NaN produces “nan” or a sequence that is equivalent except for case, with an optional preceding sign, then the invalid operation exception should be signaled.

Conversion of external character sequences “nan” (regardless of case) with an optional preceding sign, to a supported floating-point format shall produce a quiet NaN.

Conversion of an external character sequence “snan” (regardless of case) with an optional preceding sign, to a supported format should either produce a signaling NaN or else produce a quiet NaN and signal the invalid operation exception.

Language standards should provide an optional conversion of NaNs in a supported format to external character sequences which appends to the basic NaN character sequences a suffix that can represent the NaN payload (see 6.2). The form and interpretation of the payload suffix is language-defined. The language standard shall require that any such optional output sequences be accepted as input in conversion of external character sequences to supported formats.

5.12.2 External decimal character sequences representing finite numbers

An implementation shall provide operations that convert from all supported floating-point formats to external decimal character sequences (see 5.4.2). For finite numbers, these operations can be thought of as parameterized by the source format, the number of significant digits in the result (if specified), and whether the quantum is preserved (for decimal formats). Note that specifying the number of significant digits and specifying quantum preservation are mutually incompatible. The means of specifying the number of significant digits and of specifying quantum preservation are language-defined and are typically embodied in the *conversionSpecification* of 5.4.2.

An implementation shall also provide operations that convert external decimal character sequences to all supported formats. These operations can be thought of as parameterized by the result format.

Within the limits stated in this clause, conversions in both directions shall preserve the value of a number unless rounding is necessary and shall preserve its sign. If rounding is necessary, they shall use correct rounding and shall correctly signal the inexact and other exceptions.

All conversions from external character sequences to supported decimal formats shall preserve the quantum (see 5.4.2) unless rounding is necessary. At least one conversion from each supported decimal format shall preserve the quantum as well as the value and sign.

If a conversion to an external character sequence requires an exponent but the exponent is not of sufficient width to avoid overflow or underflow (see 7.4 and 7.5), the overflow or underflow should be indicated to the user by appropriate language-defined character sequences.

For the purposes of discussing the limits on correctly rounded conversion, define the following quantities:

- for binary16, $Pmin(binary16) = 5$
- for binary32, $Pmin(binary32) = 9$
- for binary64, $Pmin(binary64) = 17$
- for binary128, $Pmin(binary128) = 36$
- for all other binary formats bf , $Pmin(bf) = 1 + \text{ceiling}(p \times \log_{10}(2))$, where p is the number of significant bits in bf
- $M = \max(Pmin(bf))$ for all supported binary formats bf
- for decimal32, $Pmin(decimal32) = 7$
- for decimal64, $Pmin(decimal64) = 16$
- for decimal128, $Pmin(decimal128) = 34$
- for all other decimal formats df , $Pmin(df)$ is the number of significant digits in df

Conversions to and from supported decimal formats shall be correctly rounded regardless of how many digits are requested or given.

There might be an implementation-defined limit on the number of significant digits that can be converted with correct rounding to and from supported binary formats. That limit, H , shall be such that $H \geq M + 3$ and it should be that H is unbounded.

For all supported binary formats the conversion operations shall support correctly rounded conversions to or from external character sequences for all significant digit counts from 1 through H (that is, for all expressible counts if H is unbounded).

Conversions from supported binary formats to external character sequences for which more than H significant digits are specified shall pad with trailing zeros.

Conversion from a character sequence of more than H significant digits or larger in exponent range than the destination binary format first shall be correctly rounded to H digits according to the applicable rounding direction and shall signal exceptions as though narrowing from a wider format and then the resulting character sequence of H digits shall be converted with correct rounding according to the applicable rounding direction.

NOTE 1—As a consequence of the foregoing, the following are true:

- Conversions to or from decimal formats are correctly rounded.
- For binary formats, all conversions of H significant digits or fewer round correctly according to the applicable rounding direction; conversions of greater than H significant digits might incur additional rounding of the order of $10^{(M-H)} < 10^{-3}$ units in the last place.
- Intervals are respected, in the sense that directed-rounding constraints are honored even when more than H significant digits are given: the directed rounding error has the correct sign in all cases, and never exceeds $1 + 1/1000$ units in the last place in magnitude.
- Conversions are monotonic; increasing the value of a supported floating-point number does not decrease its value after conversion to an external character sequence, and increasing the value of an external character sequence does not decrease its value after conversion to a supported floating-point number.
- Conversions from a supported binary format bf to an external character sequence and back again results in a copy of the original number so long as there are at least $Pmin(bf)$ significant digits specified and the rounding-direction attributes in effect during the two conversions are round to nearest rounding-direction attributes.
- Conversions from a supported decimal format df to an external character sequence and back again results in a canonical copy of the original number so long as the conversion to the external character sequence is one that preserves the quantum.
- Conversions from a supported decimal format df to an external character sequence and back again recovers the value (but not necessarily the quantum) of the original number so long as there are at least $Pmin(df)$ significant digits specified.
- All implementations exchange equivalent decimal sequences: two decimal character sequences are

equivalent if they represent the same value (and quantum, for decimal formats); if two implementations support a given format they convert any floating-point representation in that format to equivalent decimal character sequences when the same number of digits is specified and (for binary formats) the specified number of digits is no greater than H (for both implementations), or (for decimal formats) when the quantum-preserving conversion is specified.

- Similarly, any two implementations convert equivalent decimal sequences to the same floating-point number (with the same quantum, for decimal formats) when the number of significant digits and the result format are supported on both implementations.

NOTE 2—H should be as large as practical, noting that “practical” might well include “unbounded” on many systems because any H at least as large as the number of digits required for the longest exact decimal representation is effectively as good as unbounded. The length of the longest exact decimal representation is less than twelve thousand digits for binary128.

5.12.3 External hexadecimal-significand character sequences representing finite numbers

Language standards should provide conversions between all supported binary formats and external hexadecimal-significand character sequences. External hexadecimal-significand character sequences for finite numbers shall be described by the following grammar, which defines a *hexSequence*:

sign	[+ -]
digit	[0123456789]
hexDigit	[0123456789abcdefABCDEF]
hexExpIndicator	[Pp]
hexIndicator	"0" [Xx]
hexSignificand	({hexDigit}* "." {hexDigit}+ {hexDigit}+ "." {hexDigit}+)
decExponent	{hexExpIndicator} {sign}? {digit}+
hexSequence	{sign}? {hexIndicator} {hexSignificand} {decExponent}

where each line is a name followed by a rule in which ‘[...]’ selects one of the terminal characters listed between the brackets, ‘{...}’ refers to an earlier named rule, ‘(...|...|...)’ indicates a choice of one of three alternatives, straight double quotes enclose a terminal character, ‘?’ indicates that there shall be either no instance or one instance of the preceding item, ‘*’ indicates that there shall be zero or more instances of the preceding item, and ‘+’ indicates that there shall be one or more instances of the preceding item.

The *hexSignificand* is interpreted as a hexadecimal constant in which each *hexDigit* represents a value in the range 0 through 15 with the letters ‘a’ through ‘f’ representing 10 through 15, regardless of case. Within the *hexSignificand*, the first (leftmost) character is the most significant. If present, the period defines the start of a hexadecimal fractional part; if the period is to the right of all hexadecimal digits the *hexSignificand* is an integer. The *decExponent* is interpreted as an optionally-signed integer expressed in decimal following the *hexExpIndicator*, again with the most significant digit first.

The value of a *hexSequence* is the value of the *hexSignificand* multiplied by two raised to the power of the value of the *decExponent*, negated if there is a leading ‘-’ sign. The *hexIndicator* and the *hexExpIndicator* have no effect on the value.

When converting to hexadecimal-significand character sequences in the absence of an explicit precision specification, enough hexadecimal characters shall be used to represent the binary floating-point number exactly. Conversions to hexadecimal-significand character sequences with an explicit precision specification, and conversions from hexadecimal-significand character sequences to supported binary formats, are correctly rounded according to the applicable binary rounding-direction attribute, and signal all exceptions appropriately.

NOTE—The external hexadecimal-significand character sequences described here follow those specified for finite numbers in ISO/IEC 9899:1999(E) Programming languages—C (C99), in:

- 6.4.4.2 floating constants
- 7.19.6.1 fprintf (conversion specifiers ‘a’ and ‘A’)
- 7.19.6.2 fscanf (conversion specifier ‘a’)
- 7.20.1.3 strtod.

5. Operations

All conforming implementations of this standard shall provide operations to add, subtract, multiply, divide, extract the square root, find the remainder, round to integer in floating-point format, convert between different floating-point formats, convert between floating-point and integer formats, convert binary \longleftrightarrow decimal, and compare. Whether copying without change of format is considered an operation is an implementation option. Except for binary \longleftrightarrow decimal conversion, each of the operations shall be performed as if it first produced an intermediate result correct to infinite precision and with unbounded range, and then coerced this intermediate result to fit in the destination's format (see Sections 4 and 7). Section 6 augments the following specifications to cover ± 0 , $\pm\infty$, and NaN; Section 7 enumerates exceptions caused by exceptional operands and exceptional results.

5.1 Arithmetic

An implementation shall provide the add, subtract, multiply, divide, and remainder operations for any two operands of the same format, for each supported format; it should also provide the operations for operands of differing formats. The destination format (regardless of the rounding-precision control of 4.3) shall be at least as wide as the wider operand's format. All results shall be rounded as specified in Section 4.

When $y \neq 0$, the remainder $r = x \text{ REM } y$ is defined regardless of the rounding mode by the mathematical relation $r = x - y \times n$, where n is the integer nearest the exact value x/y ; whenever $|n - x/y| = 1/2$, then n is even. Thus, the remainder is always exact. If $r = 0$, its sign shall be that of x . Precision control (4.3) shall not apply to the remainder operation.

5.2 Square Root

The square root operation shall be provided in all supported formats. The result is defined and has a positive sign for all operands ≥ 0 , except that -0 shall be -0 . The destination format shall be at least as wide as the operand's. The result shall be rounded as specified in Section 4.

5.3 Floating-Point Format Conversions

It shall be possible to convert floating-point numbers between all supported formats. If the conversion is to a narrower precision, the result shall be rounded as specified in Section 4. Conversion to a wider precision is exact.

²Control of rounding precision is intended to allow systems whose destinations are always double or extended to mimic, in the absence of over/underflow, the precision of systems with single and double destinations. An implementation should not provide operations that combine double or extended operands to produce a single result, nor operations that combine double extended operands to produce a double result, with only one rounding.

5.4 Conversion Between Floating-Point and Integer Formats

It shall be possible to convert between all supported floating-point formats and all supported integer formats. Conversion to integer shall be effected by rounding as specified in Section 4. Conversions between floating-point integers and integer formats shall be exact unless an exception arises as specified in 7.1.

5.5 Round Floating-Point Number to Integer Value

It shall be possible to round a floating-point number to an integral-valued floating-point number in the same format. The rounding shall be as specified in Section 4, with the understanding that when rounding to nearest, if the difference between the unrounded operand and the rounded result is exactly one half, the rounded result is even.

5.6 Binary \longleftrightarrow Decimal Conversion

Conversion between decimal strings in at least one format and binary floating-point numbers in all supported basic formats shall be provided for numbers throughout the ranges specified in Table 2. The integers M and N in Tables 2 and 3 are such that the decimal strings have values $\pm M \times 10^{\pm N}$. On input, trailing zeros shall be appended to or stripped from M (up to the limits specified in Table 2) so as to minimize N . When the destination is a decimal string, its least significant digit should be located by format specifications for purposes of rounding.

When the integer M lies outside the range specified in Tables 2 and 3, that is, when $M \geq 10^9$ for single or 10^{17} for double, the implementor may, at his option, alter all significant digits after the ninth for single and seventeenth for double to other decimal digits, typically 0.

Conversions shall be correctly rounded as specified in Section 4 for operands lying within the ranges specified in Table 3. Otherwise, for rounding to nearest, the error in the converted result shall not exceed by more than 0.47 units in the destination's least significant digit the error that is incurred by the rounding specifications of Section 4, provided that exponent over/underflow does not occur. In the directed rounding modes the error shall have the correct sign and shall not exceed 1.47 units in the last place.

Conversions shall be monotonic, that is, increasing the value of a binary floating point number shall not decrease its value when converted to a decimal string; and increasing the value of a decimal string shall not decrease its value when converted to a binary floating point number.

When rounding to nearest conversion from binary to decimal and back to binary shall be the identity as long as the decimal string is carried to the maximum precision specified in Table 2, namely, 9 digits for single and 17 digits for double.³

³The properties specified for conversions are implied by error bounds that depend on the format (single or double) and the number of decimal digits involved: the 0.47 mentioned is a worst-case bound only. For a detailed discussion of these error bounds and economical conversion algorithms that exploit the extended format, see COONEN, JEROME T. *Contributions to a Proposed Standard for Binary Floating Point Arithmetic*. Ph.D. Thesis, University of California, Berkeley, CA, 1984.

If decimal to binary conversion over/underflows, the response is as specified in Section 7. Over/underflow and NaNs and infinities encountered during binary to decimal conversion should be indicated to the user by appropriate strings. NaNs encoded in decimal strings are not specified in this standard.

To avoid inconsistencies, the procedures used for binary \longleftrightarrow decimal conversion should give the same results regardless of whether the conversion is performed during language translation (interpretation, compilation, or assembly) or during program execution (run time and interactive input/output).

5.7 Comparison

It shall be possible to compare floating-point numbers in all supported formats, even if the operands' formats differ. Comparisons are exact and never overflow nor underflow. Four mutually exclusive relations are possible: *less than*, *equal*, *greater than*, and *unordered*. The last case arises when at least one operand is NaN. Every NaN shall compare *unordered* with everything, including itself. Comparisons shall ignore the sign of zero (so $+0 = -0$).

The result of a comparison shall be delivered in one of two ways at the implementor's option: either as a condition code identifying one of the four relations listed above, or as a true/false response to a predicate that names the specific comparison desired. In addition to the true/false response, an invalid operation exception (7.1) shall be signaled when, as indicated in Table 4, last column, *unordered* operands are compared using one of the predicates involving $<$ or $>$ but not $?$ (Here the symbol $?$ signifies *unordered*).

Table 4 exhibits the twenty-six functionally distinct useful predicates named, in the first column, using three notations: *ad hoc*, FORTRAN like, and mathematical. It shows how they are obtained from the four condition codes and tells which predicates cause an invalid operation exception when the relation is *unordered*. The entries T and F indicate whether the predicate is true or false when the respective relation holds.

Note that predicates come in pairs, each a logical negation of the other; applying a prefix such as NOT to negate a predicate in Table 4 reverses the true/false sense of its associated entries, but leaves the last column's entry unchanged.⁴

Implementations that provide predicates shall provide the first six predicates in Table 4 and should provide the seventh, and a means of logically negating predicates.

⁴There may appear to be two ways to write the logical negation of a predicate, one using NOT explicitly and the other reversing the relational operator. For example, the logical negation of $(X = Y)$ may be written either $\text{NOT}(X = Y)$ or $(X \neq Y)$; in this case both expressions are functionally equivalent to $(X > Y)$. However, this coincidence does not occur for the other predicates. For example, the logical negation of $(X < Y)$ is just $\text{NOT}(X < Y)$, the reversed predicate $(X \neq Y)$ is different in that it does not signal an invalid operation exception when X and Y are *unordered*.

6. Infinity, NaNs, and sign bit

6.1 Infinity arithmetic

The behavior of infinity in floating-point arithmetic is derived from the limiting cases of real arithmetic with operands of arbitrarily large magnitude, when such a limit exists. Infinities shall be interpreted in the affine sense, that is: $-\infty < \{\text{every finite number}\} < +\infty$.

Operations on infinite operands are usually exact and therefore signal no exceptions, including, among others,

- addition(∞, x), addition(x, ∞), subtraction(∞, x), or subtraction(x, ∞), for finite x
- multiplication(∞, x) or multiplication(x, ∞) for finite or infinite $x \neq 0$
- division(∞, x) or division(x, ∞) for finite x
- squareRoot($+\infty$)

- $\text{remainder}(x, \infty)$ for finite normal x
- conversion of an infinity into the same infinity in another format.

The exceptions that do pertain to infinities are signaled only when

- ∞ is an invalid operand (see 7.2)
- ∞ is created from finite operands by overflow (see 7.4) or division by zero (see 7.3)
- $\text{remainder}(\text{subnormal}, \infty)$ signals underflow.

6.2 Operations with NaNs

Two different kinds of NaN, signaling and quiet, shall be supported in all floating-point operations. Signaling NaNs afford representations for uninitialized variables and arithmetic-like enhancements (such as complex-affine infinities or extremely wide range) that are not in the scope of this standard. Quiet NaNs should, by means left to the implementer's discretion, afford retrospective diagnostic information inherited from invalid or unavailable data and results. To facilitate propagation of diagnostic information contained in NaNs, as much of that information as possible should be preserved in NaN results of operations.

Under default exception handling, any operation signaling an invalid operation exception and for which a floating-point result is to be delivered shall deliver a quiet NaN.

Signaling NaNs shall be reserved operands that, under default exception handling, signal the invalid operation exception (see 7.2) for every general-computational and signaling-computational operation except for the conversions described in 5.12. For non-default treatment, see 8.

Every general-computational and quiet-computational operation involving one or more input NaNs, none of them signaling, shall signal no exception, except fusedMultiplyAdd might signal the invalid operation exception (see 7.2). For an operation with quiet NaN inputs, other than maximum and minimum operations, if a floating-point result is to be delivered the result shall be a quiet NaN which should be one of the input NaNs. If the trailing significand field of a decimal input NaN is canonical then the bit pattern of that field shall be preserved if that NaN is chosen as the result NaN. Note that format conversions, including conversions between supported formats and external representations as character sequences, might be unable to deliver the same NaN. Quiet NaNs signal exceptions on some operations that do not deliver a floating-point result; these operations, namely comparison and conversion to a format that has no NaNs, are discussed in 5.6, 5.8, and 7.2.

6.2.1 NaN encodings in binary formats

This subclause further specifies the encodings of NaNs as bit strings when they are the results of operations. When encoded, all NaNs have a sign bit and a pattern of bits necessary to identify the encoding as a NaN and which determines its kind (sNaN vs. qNaN). The remaining bits, which are in the trailing significand field, encode the payload, which might be diagnostic information (see above).

All binary NaN bit strings have all the bits of the biased exponent field E set to 1 (see 3.4). A quiet NaN bit string should be encoded with the first bit (d_1) of the trailing significand field T being 1. A signaling NaN bit string should be encoded with the first bit of the trailing significand field being 0. If the first bit of the trailing significand field is 0, some other bit of the trailing significand field must be non-zero to distinguish the NaN from infinity. In the preferred encoding just described, a signaling NaN shall be quieted by setting d_1 to 1, leaving the remaining bits of T unchanged.

For binary formats, the payload is encoded in the $p-2$ least significant bits of the trailing significand field.

6.2.2 NaN encodings in decimal formats

A decimal signaling NaN shall be quieted by clearing G_5 and leaving the values of the digits d_1 through d_{p-1} of the trailing significand field unchanged (see 3.5).

Any computational operation that produces, propagates, or quiets a decimal format NaN shall set the bits G_6 through G_{w+4} of G to 0, and shall generate only a canonical trailing significand field.

For decimal formats, the payload is the trailing significand field, as defined in 3.5.

6.2.3 NaN propagation

An operation that propagates a NaN operand to its result and has a single NaN as an input should produce a NaN with the payload of the input NaN if representable in the destination format.

If two or more inputs are NaN, then the payload of the resulting NaN should be identical to the payload of one of the input NaNs if representable in the destination format. This standard does not specify which of the input NaNs will provide the payload.

Conversion of a quiet NaN from a narrower format to a wider format in the same radix, and then back to the same narrower format, should not change the quiet NaN payload in any way except to make it canonical.

Conversion of a quiet NaN to a floating-point format of the same or a different radix that does not allow the payload to be preserved, shall return a quiet NaN that should provide some language-defined diagnostic information.

There should be means to read and write payloads from and to external character sequences (see 5.12.1).

6.3 The sign bit

When either an input or result is NaN, this standard does not interpret the sign of a NaN. Note, however, that operations on bit strings—copy, negate, abs, copySign—specify the sign bit of a NaN result, sometimes based upon the sign bit of a NaN operand. The logical predicate totalOrder is also affected by the sign bit of a NaN operand. For all other operations, this standard does not specify the sign bit of a NaN result, even when there is only one input NaN, or when the NaN is produced from an invalid operation.

When neither the inputs nor result are NaN, the sign of a product or quotient is the exclusive OR of the operands' signs; the sign of a sum, or of a difference $x - y$ regarded as a sum $x + (-y)$, differs from at most one of the addends' signs; and the sign of the result of conversions, the quantize operation, the roundToIntegral operations, and the roundToIntegralExact (see 5.3.1) is the sign of the first or only operand. These rules shall apply even when operands or results are zero or infinite.

When the sum of two operands with opposite signs (or the difference of two operands with like signs) is exactly zero, the sign of that sum (or difference) shall be +0 in all rounding-direction attributes except roundTowardNegative; under that attribute, the sign of an exact zero sum (or difference) shall be -0. However, $x + x = x - (-x)$ retains the same sign as x even when x is zero.

When $(a \times b) + c$ is exactly zero, the sign of fusedMultiplyAdd(a, b, c) shall be determined by the rules above for a sum of operands. When the exact result of $(a \times b) + c$ is non-zero yet the result of fusedMultiplyAdd is zero because of rounding, the zero result takes the sign of the exact result.

Except that squareRoot(-0) shall be -0, every numeric squareRoot result shall have a positive sign.

6. Infinity, NaNs, and Signed Zero

6.1 Infinity Arithmetic

~~Infinity arithmetic shall be construed as the limiting case of real arithmetic with operands of arbitrarily large magnitude, when such a limit exists. Infinites shall be interpreted in the affine sense, that is, $-\infty < (\text{every finite number}) < +\infty$~~

~~Arithmetic on ∞ is always exact and therefore shall signal no exceptions, except for the invalid operations specified for ∞ in 7.1. The exceptions that do pertain to ∞ are signaled only when~~

- 1) ~~∞ is created from finite operands by overflow (7.3) or division by zero (7.2), with corresponding trap disabled~~
- 2) ~~∞ is an invalid operand (7.1)~~

6.2 Operations with NaNs

~~Two different kinds of NaNs, signaling and quiet, shall be supported in all operations. Signaling NaNs afford values for uninitialized variables and arithmetic-like enhancements (such as complex affine infinities or extremely wide range) that are not the subject of the standard. Quiet NaNs should, by means left to the implementor's discretion, afford retrospective diagnostic information inherited from invalid or unavailable data and results. Propagation of the diagnostic information requires that information contained in the NaNs be preserved through arithmetic operations and floating point format conversions.~~

~~Signaling NaNs shall be reserved operands that signal the invalid operation exception (7.1) for every operation listed in Section 5. Whether copying a signaling NaN without a change of format signals the invalid operation exception is the implementor's option.~~

~~Every operation involving a signaling NaN or invalid operation (7.1) shall, if no trap occurs and if a floating point result is to be delivered, deliver a quiet NaN as its result.~~

~~Every operation involving one or two input NaNs, none of them signaling, shall signal no exception but, if a floating point result is to be delivered, shall deliver as its result a quiet NaN, which should be one of the input NaNs. Note that format conversions might be unable to deliver the same NaN. Quiet NaNs do have effects similar to signaling NaNs on operations that do not deliver a floating point result; these operations, namely comparison and conversion to a format that has no NaNs, are discussed in 5.4, 5.6, 5.7, and 7.1.~~

6.3 The Sign Bit

~~This standard does not interpret the sign of a NaN. Otherwise, the sign of a product or quotient is the exclusive-or of the operands' signs; the sign of a sum, or of a difference $x - y$ regarded as a sum $x + (-y)$, differs from at most one of the addends' signs, and the sign of the result of the round floating point number to integral value operation is the sign of the operand. These rules shall apply even when operands or results are zero or infinite.~~

~~When the sum of two operands with opposite signs (or the difference of two operands with like signs) is exactly zero, the sign of that sum (or difference) shall be + in all rounding modes except round toward $-\infty$, in which mode that sign shall be -. However, $x + x = x - (-x)$ retains the same sign as x even when x is zero. Except that -0 shall be $=0$, every valid square root shall have a positive sign.~~

7. Default exception handling

7.1 Overview: exceptions and flags

This clause specifies five kinds of exceptions that shall be signaled when they arise; the signal invokes default or alternate handling for the signaled exception. For each kind of exception the implementation shall provide a corresponding status flag.

This clause also specifies default non-stop exception handling for exception signals, which is to deliver a default result, continue execution, and raise the corresponding status flag (except in the case of exact underflow, see 7.5). Clause 8 specifies alternate exception handling attributes for those signals; a language standard might specify that some of those attributes be implemented and then define means for users to enable them. Default or alternate exception handling for one exception might also signal other exceptions (see overflow and underflow, 7.4 and 7.5). Therefore, a status flag might be raised by default, by alternate exception handling, or by explicit user action (see 5.7.4).

With default exception handling, a raised status flag usually indicates that the corresponding exception was

signaled and handled by default. Exceptions are handled without raising status flags only in the case of exact underflow and status flags are raised without an exception being signaled only at the user's request. Status flags shall be lowered only at the user's request. The user shall be able to test and to alter the status flags individually or collectively, and shall further be able to save and restore all at one time (see 5.7.4).

A program that does not inherit status flags from another source, begins execution with all status flags lowered. Language standards should specify defaults in the absence of any explicit user specification, governing:

- Whether any particular flag exists (in the sense of being testable by non-programmatic means such as debuggers) outside of scopes in which a program explicitly sets or tests that flag.
- When flags have scope greater than within an invoked function, whether and when an asynchronous event, such as raising or lowering it in another thread or signal handler, affects the flag tested within that invoked function.
- When flags have scope greater than within an invoked function, whether a flag's state can be determined by non-programmatic means (such as a debugger) within that invoked function.
- Whether flags raised in invoked functions raise flags in invoking functions.
- Whether flags raised in invoking functions raise flags in invoked functions.
- Whether to allow, and if so the means, to specify that flags shall be persistent in the absence of any explicit program statement otherwise:
 - The flags standing at the beginning of execution of a particular function are inherited from an outer environment, typically an invoking function.
 - On return from or termination of an invoked function, the flags standing in an invoking function are the flags that were standing in the function at the time of return or termination.

An invocation of any operation required by this standard signals at most one exception directly; additional exceptions might be signaled by default or by alternate exception handling for the first exception. Default exception handling for overflow (see 7.4) signals the inexact exception. Default exception handling for underflow (see 7.5) signals the inexact exception if the default result is inexact.

An invocation of the restoreFlags or raiseFlags operation (see 5.7.4) might raise any combination of status flags directly. An invocation of any other operation required by this standard, when all exceptions are handled by default, might raise at most two status flags, overflow with inexact (see 7.4) or underflow with inexact (see 7.5).

For the computational operations defined in this standard, exceptions are defined below to be signaled if and only if certain conditions arise. That is not meant to imply whether those exceptions are signaled by operations not specified by this standard such as complex arithmetic or certain transcendental functions. Those and other operations, not specified by this standard, should signal those exceptions according to the definitions below for standard operations, but that might not always be economical. Standard exceptions for nonstandard functions are language-defined.

7.2 Invalid operation

The invalid operation exception is signaled if and only if there is no usefully definable result. In these cases the operands are invalid for the operation to be performed.

For operations producing results in floating-point format, the default result of an operation that signals the invalid operation exception shall be a quiet NaN that should provide some diagnostic information (see 6.2). These operations are:

- a) any general-computational or signaling-computational operation on a signaling NaN (see 6.2), except for some conversions (see 5.1.2)
- b) multiplication: multiplication(0, ∞) or multiplication(∞ , 0)
- c) fusedMultiplyAdd: fusedMultiplyAdd(0, ∞ , c) or fusedMultiplyAdd(∞ , 0, c) unless c is a quiet NaN; if c is a quiet NaN then it is implementation defined whether the invalid operation exception is signaled
- d) addition or subtraction or fusedMultiplyAdd: magnitude subtraction of infinities, such as: addition($+\infty$, $-\infty$)
- e) division: division(0, 0) or division(∞ , ∞)
- f) remainder: remainder(x , y), when y is zero or x is infinite and neither is NaN
- g) squareRoot if the operand is less than zero
- h) quantize when the result does not fit in the destination format or when one operand is finite and the other is infinite

For operations producing no result in floating-point format, the operations that signal the invalid operation exception are:

- i) conversion of a floating-point number to an integer format, when the source is NaN, infinity, or a value that would convert to an integer outside the range of the result format under the applicable rounding attribute
- j) comparison by way of unordered-signaling predicates listed in Table 5.2, when the operands are unordered
- k) logB(NaN), logB(∞), or logB(0) when logBFormat is an integer format (see 5.3.3).

7.3 Division by zero

The divideByZero exception shall be signaled if and only if an exact infinite result is defined for an operation on finite operands. The default result of divideByZero shall be an ∞ correctly signed according to the operation:

- For division, when the divisor is zero and the dividend is a finite non-zero number, the sign of the infinity is the exclusive OR of the operands' signs (see 6.3).
- For logB(0) when logBFormat is a floating-point format, the sign of the infinity is minus ($-\infty$).

7.4 Overflow

The overflow exception shall be signaled if and only if the destination format's largest finite number is exceeded in magnitude by what would have been the rounded floating-point result (see 4) were the exponent range unbounded. The default result shall be determined by the rounding-direction attribute and the sign of the intermediate result as follows:

- a) roundTiesToEven and roundTiesToAway carry all overflows to ∞ with the sign of the intermediate result.
- b) roundTowardZero carries all overflows to the format's largest finite number with the sign of the intermediate result.
- c) roundTowardNegative carries positive overflows to the format's largest finite number, and carries negative overflows to $-\infty$.
- d) roundTowardPositive carries negative overflows to the format's most negative finite number, and carries positive overflows to $+\infty$.

In addition, under default exception handling for overflow, the overflow flag shall be raised and the inexact exception shall be signaled.

7.5 Underflow

The underflow exception shall be signaled when a tiny non-zero result is detected. For binary formats, this shall be either:

- a) *after rounding*—when a non-zero result computed as though the exponent range were unbounded would lie strictly between $\pm b^{emin}$, or
- b) *before rounding*—when a non-zero result computed as though both the exponent range and the precision were unbounded would lie strictly between $\pm b^{emin}$.

The implementer shall choose how tininess is detected, but shall detect tininess in the same way for all operations in radix two, including conversion operations under a binary rounding attribute.

For decimal formats, tininess is detected before rounding—when a non-zero result computed as though both the exponent range and the precision were unbounded would lie strictly between $\pm b^{emin}$.

The default exception handling for underflow shall always deliver a rounded result. The method for detecting tininess does not affect the rounded result delivered, which might be zero, subnormal, or $\pm b^{emin}$.

In addition, under default exception handling for underflow, if the rounded result is inexact—that is, it differs from what would have been computed were both exponent range and precision unbounded—the underflow flag shall be raised and the inexact (see 7.6) exception shall be signaled. If the rounded result is exact, no flag is raised and no inexact exception is signaled. This is the only case in this standard of an exception signal receiving default handling that does not raise the corresponding flag. Such an underflow signal has no observable effect under default handling.

7.6 Inexact

Unless stated otherwise, if the rounded result of an operation is inexact—that is, it differs from what would have been computed were both exponent range and precision unbounded—then the inexact exception shall be signaled. The rounded or overflowed result shall be delivered to the destination.

7. Exceptions

~~There are five types of exceptions that shall be signaled when detected. The signal entails setting a status flag, taking a trap, or possibly doing both. With each exception should be associated a trap under user control, as specified in Section 8. The default response to an exception shall be to proceed without a trap. This standard specifies results to be delivered in both trapping and nontrapping situations. In some cases the result is different if a trap is enabled.~~

~~For each type of exception the implementation shall provide a status flag that shall beset on any occurrence of the corresponding exception when no corresponding trap occurs. It shall be reset only at the user's request. The user shall be able to test and to alter the status flags individually, and should further be able to save and restore all five at one time.~~

~~The only exceptions that can coincide are inexact with overflow and inexact with underflow.~~

7.1 Invalid Operation

The invalid operation exception is signaled if an operand is invalid for the operation on to be performed. The result, when the exception occurs without a trap, shall be a quiet NaN (6.2) provided the destination has a floating point format. The invalid operations are

- 1) Any operation on a signaling NaN (6.2)
- 2) Addition or subtraction—magnitude subtraction of infinities such as, $(+\infty) + (-\infty)$
- 3) Multiplication— $0 \times \infty$
- 4) Division— $0/0$ or ∞/∞
- 5) Remainder— $x \text{ REM } y$, where y is zero or x is infinite
- 6) Square root if the operand is less than zero
- 7) Conversion of a binary floating point number to an integer or decimal format when overflow, infinity, or NaN precludes a faithful representation in that format and this cannot otherwise be signaled
- 8) Comparison by way of predicates involving $<$ or $>$, without $?$, when the operands are *unordered* (5.7, Table 4)

7.2 Division by Zero

If the divisor is zero and the dividend is a finite nonzero number, then the division by zero exception shall be signaled. The result, when no trap occurs, shall be a correctly signed ∞ (6.3).

7.3 Overflow

The overflow exception shall be signaled whenever the destination format's largest finite number is exceeded in magnitude by what would have been the rounded floating point result (Section 4) were the exponent range unbounded. The result, when no trap occurs, shall be determined by the rounding mode and the sign of the intermediate result as follows:

- 1) Round to nearest carries all overflows to ∞ with the sign of the intermediate result
- 2) Round toward 0 carries all overflows to the format's largest finite number with the sign of the intermediate result
- 3) Round toward $-\infty$ carries positive overflows to the format's largest finite number, and carries negative overflows to $-\infty$
- 4) Round toward $+\infty$ carries negative overflows to the format's most negative finite number, and carries positive overflows to $+\infty$

Trapped overflows on all operations except conversions shall deliver to the trap handler the result obtained by dividing the infinitely precise result by 2^{α} and then rounding. The bias adjust α is 192 in the single, 1536 in the double, and 3

$\times 2^{n-2}$ in the extended format, when n is the number of bits in the exponent field.⁵ Trapped overflow on conversion from a binary floating point format shall deliver to the trap handler a result in that or a wider format, possibly with the exponent bias adjusted, but rounded to the destination's precision. Trapped overflow on decimal to binary conversion shall deliver to the trap handler a result in the widest supported format, possibly with the exponent bias adjusted, but rounded to the destination's precision; when the result lies too far outside the range for the bias to be adjusted, a quiet NaN shall be delivered instead.

7.4 Underflow

Two correlated events contribute to underflow. One is the creation of a tiny nonzero result between $\pm 2^{E_{\min}}$ which, because it is so tiny, may cause some other exception later such as overflow upon division. The other is extraordinary

⁵The bias-adjust is chosen to translate over/underflowed values as nearly as possible to the middle of the exponent range so that, if desired, they can be used in subsequent scaled operations with less risk of causing further exceptions.

loss of accuracy during the approximation of such tiny numbers by denormalized numbers. The implementor may choose how these events are detected, but shall detect these events in the same way for all operations. Tininess may be detected either

- 1) ~~After rounding~~ when a nonzero result computed as though the exponent range were unbounded would lie strictly between $\pm 2^{E_{\min}}$
- 2) ~~Before rounding~~ when a nonzero result computed as though both the exponent range and the precision were unbounded would lie strictly between $\pm 2^{E_{\min}}$.
Loss of accuracy may be detected as either
- 3) ~~A denormalization loss~~ when the delivered result differs from what would have been computed were exponent range unbounded.
- 4) ~~An inexact result~~ when the delivered result differs from what would have been computed were both exponent range and precision unbounded. (This is the condition called inexact in 7.5.)

When an underflow trap is not implemented, or is not enabled (the default case), underflow shall be signaled (by way of the underflow flag) only when both tininess and loss of accuracy have been detected. The method for detecting tininess and loss of accuracy does not affect the delivered result which might be zero, denormalized, or $\pm 2^{E_{\min}}$. When an underflow trap has been implemented and is enabled, underflow shall be signaled when tininess is detected regardless of loss of accuracy. Trapped underflows on all operations except conversion shall deliver to the trap handler the result obtained by multiplying the infinitely precise result by 2^{α} and then rounding. The bias-adjust α is 192 in the single, 1536 in the double, and $3 \times 2^{n-2}$ in the extended format, where n is the number of bits in the exponent field.⁶ Trapped underflows on conversion shall be handled analogously to the handling of overflows on conversion.

7.5 Inexact

If the rounded result of an operation is not exact or if it overflows without an overflow trap, then the inexact exception shall be signaled. The rounded or overflowed result shall be delivered to the destination or, if an inexact trap occurs, to the trap handler.

8. Alternate exception handling attributes

8.1 Overview

Language standards should define, and require implementations to provide, means for the user to associate alternate exception handling attributes with blocks (see 4.1). Alternate exception handlers specify lists of exceptions and actions to be taken for each listed exception if it is signaled. Language standards should define exception lists containing any subset of the exceptions listed in Clause 7: invalid operation, divide-by-zero, overflow, underflow, or inexact. Language standards should also define exception lists containing:

- **allExceptions**: all five exceptions listed in Clause 7, or
- any subset of sub-exceptions — sub-cases of the exceptions in Clause 7 (e.g., the sub-cases of the invalid operation exception in 7.2); the sub-exception names are language-defined.

Language standards should define all the alternate exception handling attributes of this clause. In particular, language standards should define at least one delayed alternate exception handling attribute for each of the five exceptions listed in Clause 7. The syntax and scope for such specifications of attribute values are

language-defined.

8.2 Resuming alternate exception handling attributes

Associating a resuming alternate exception handling attribute with a block means: handling the implied exceptions according to the resuming attribute specified, and resuming execution of the associated block. Implementations should support these resuming attributes:

— **default** (raise flag)

Provide the default exception handling (see 7) in the associated block despite alternate exception handling that might be in effect in wider scope.

— **raiseNoFlag**

Provide the default exception handling (see 7) without raising the corresponding status flag.

— **mayRaiseFlag**

Provide the default exception handling (see 7), except languages define whether a flag is raised. Languages may defer to implementations for performance.

— **recordException**

Provide the default exception handling (see 7) and record the corresponding exception whenever Clause 7 specifies raising a flag. Recording an exception means storing a description of the exception, including language-standard-defined details which might include the current operation and operands, and the location of the exception. Language standards define operations to convert exception descriptions to and from character sequences, and to inspect, save, and restore exception descriptions.

— **substitute(x)**

Specifiable for any exception: replace the default result of such an exceptional operation with a variable or expression x . The timing and scope in which x is evaluated is language-defined.

— **substituteXor(x)**

Specifiable for any exception arising from multiplication or division operations: like `substitute(x)`, but replace the default result of such an exceptional operation with $|x|$ and, if $|x|$ is not a NaN, obtaining the sign bit from the XOR of the signs of the operands.

— **abruptUnderflow**

When underflow is signaled because a tiny non-zero result is detected, replace the default result with a zero of the same sign or a minimum normal rounded result of the same sign, raise the underflow flag, and signal the inexact exception. When `roundTiesToEven`, `roundTiesToAway`, or the `roundTowardZero` attribute is applicable, the rounded result magnitude shall be zero. When the `roundTowardPositive` attribute is applicable, the rounded result magnitude shall be the minimum normal magnitude for positive tiny results, and zero for negative tiny results. When the `roundTowardNegative` attribute is applicable, the rounded result magnitude shall be the minimum normal magnitude for negative tiny results, and zero for positive tiny results. This attribute has no effect on the interpretation of subnormal operands.

8.3 Immediate and delayed alternate exception handling attributes

Associating alternate exception handling with a block means: handling the indicated exception(s) according to the attribute specified. If the indicated exception is signaled then, depending on the exception and the exception handling attribute, the execution of the associated block might be abandoned immediately or might continue with default handling. In the latter case the exception handling is delayed and takes place when the associated block terminates normally. Delayed exception handling is fully deterministic, while immediate exception handling licenses but does not require an implementation to trade determinism for performance, because intermediate results being computed within the associated block might not be deterministic. Language standards should define, and require implementations to provide, these attributes:

- Immediate alternate exception handler block associated with a block: if the indicated exception is signaled, abandon execution of the associated block as soon as possible and execute the handler block, then continue execution where execution would have continued after normal termination of the associated block, according to the semantics of the language.

- Delayed alternate exception handler block associated with a block: if the indicated exception is signaled, handle it by default until the associated block terminates normally, then execute the handler block, then continue execution where execution would have continued after normal termination of the associated block, according to the semantics of the language.
- Immediate transfer associated with a block: if the indicated exception is signaled, transfer control as soon as possible; no return is possible.
- Delayed transfer associated with a block: if the indicated exception is signaled, handle it by default until the associated block terminates normally, then transfer control; no return is possible.

Immediate alternate exception handling for underflow shall be invoked when underflow is signaled, whether the default result would be exact or inexact. Delayed alternate exception handling for underflow shall be invoked only for underflow signals corresponding to inexact default results for which the underflow flag would be raised.

NOTE 1—Delayed alternate exception handling for an exception listed in Clause 7 (but not sub-exceptions) can be implemented by testing status flags. However implemented, the status flag corresponding to the indicated exception should be saved prior to the beginning of the associated block and then lowered. At the end of the associated block, the current status flag should be saved, and the previously saved status flag should be restored. The recently saved status flag should then be tested to determine whether to execute the handler block or transfer control.

NOTE 2 — Immediate alternate exception handling for an exception can be implemented by traps or, for exceptions listed in Clause 7 other than underflow, by testing status flags after each operation or at the end of the associated block. Thus for exceptions listed in Clause 7 other than underflow, immediate exception handling can be implemented with the same mechanism as delayed exception handling, if no better implementation mechanism is available. No matter how implemented, if the indicated exception is not signaled in the associated block, then the corresponding status flag should not be changed. If the indicated exception is signaled in the associated block, causing execution of the handler block or transfer of control, then the state of the corresponding status flag might not be deterministic.

NOTE 3—A transfer is a language-specific idiom for non-resumable control transfer. Language standards might offer several transfer idioms such as:

- **break:** Abandon the associated block and continue execution where execution would continue after normal termination of the associated block, according to the semantics of the language.
- **throw exceptionName:** Causes an exceptionName not to be handled locally, but rather signaled to the next handling in scope, perhaps the function that invoked the current subprogram, according to the semantics of that language. The invoker might handle exceptionName by default or by alternate handling such as signaling exceptionName to the next higher invoking subprograms.
- **goto label:** Jump; the label might be local or global according to the semantics of the language.

8. Traps

~~A user should be able to request a trap on any of the five exceptions by specifying a handler for it. He should be able to request that an existing handler be disabled, saved, or restored. He should also be able to determine whether a specific trap handler for a designated exception has been enabled. When an exception whose trap is disabled is signaled, it shall be handled in the manner specified in Section 7. When an exception whose trap is enabled is signaled the execution of the program in which the exception occurred shall be suspended, the trap handler previously specified by the user shall be activated, and a result, if specified in Section 7, shall be delivered to it.~~

8.1 Trap Handler

~~A trap handler should have the capabilities of a subroutine that can return a value to be used in lieu of the exceptional operation's result; this result is undefined unless delivered by the trap handler. Similarly, the flag(s) corresponding to the exceptions being signaled with their associated traps enabled may be undefined unless set or reset by the trap handler.~~

⁶~~Note that a system whose underlying hardware always traps on underflow, producing a rounded, bias-adjusted result, shall indicate whether such~~

a result is rounded up in magnitude in order that the correctly denormalized result may be produced in system software when the user underflow trap is disabled.

When a system traps, the trap handler should be able to determine

- 1) ~~Which exception(s) occurred on this operation~~
- 2) ~~The kind of operation that was being performed~~
- 3) ~~The destination's format~~
- 4) ~~In overflow, underflow, and inexact exceptions, the correctly rounded result, including information that might not fit in the destination's format~~
- 5) ~~In invalid operation and divide by zero exceptions, the operand values~~

8.2 Precedence

If enabled, the overflow and underflow traps take precedence over a separate inexact trap.

9. Recommended operations

Clause 5 completely specifies the operations required for all supported arithmetic formats. This clause specifies additional operations, recommended for all supported arithmetic formats. These operations are written as named functions; in a specific programming environment they might be represented by operators or by functions whose names might differ from those in this standard.

9.1 Conforming language- and implementation-defined functions

For one or more formats, language standards and implementations might define one or more floating-point functions, not otherwise defined in this document, that conform to this standard by meeting all the requirements of this subclause. In particular, language standards should define, to be implemented according to this subclause, as many of the functions of 9.2 as are appropriate to the language. As noted below, the specifications for inexact exceptions and preferred quantum in previous clauses do not apply to the functions specified in this clause.

In this clause the domain of a function is that subset of the affinely extended reals for which the function is well defined.

A conforming function shall return results correctly rounded for the applicable rounding direction for all operands in its domain. The preferred quantum is language-defined.

9.1.1 Exceptions

Except as noted here, functions signal all appropriate exceptions according to 7. All functions shall return a quiet NaN as a result if there is a NaN among a function's operands, except in the cases listed in 9.2.

- invalid operation: For all functions, signaling NaN operands shall signal the invalid operation exception.
Attempts to evaluate a function outside its domain shall return a quiet NaN and signal the invalid operation exception.
- divideByZero: A function that has a simple pole for some finite floating-point operand shall signal the divideByZero exception and return an infinity by default.
- inexact: Functions should signal the inexact exception if the result is inexact. Functions should not signal the inexact exception if the result is exact.

9.2 Recommended correctly rounded functions

Language standards should define, to be implemented according to 9.1, as many of the operations in Table 9.1 as is appropriate to the language. As with other operations of this standard, the names of the operations in Table 9.1 do not necessarily correspond to the names that any particular programming

language would use.

All functions shall signal the invalid operation exception on signaling NaN operands, and should signal the inexact exception on inexact results, as described in 9.1.1; other exceptions are shown in the table.

Table 9.1—Recommended correctly rounded functions

<u>Operation</u>	<u>Function</u>	<u>Domain</u>	<u>Other exceptions</u>
<u>exp</u> <u>expm1</u> <u>exp2</u> <u>exp2m1</u> <u>exp10</u> <u>exp10m1</u>	e^x $e^x - 1$ 2^x $2^x - 1$ 10^x $10^x - 1$	$[-\infty, +\infty]$	<u>overflow</u> ; <u>underflow</u>
<u>log</u> <u>log2</u> <u>log10</u>	$\log_e(x)$ $\log_2(x)$ $\log_{10}(x)$	$[0, +\infty]$	$x = 0$: <u>divideByZero</u> ; $x < 0$: <u>invalid operation</u>
<u>logp1</u> <u>log2p1</u> <u>log10p1</u>	$\log_e(1+x)$ $\log_2(1+x)$ $\log_{10}(1+x)$	$[-1, +\infty]$	$x = -1$: <u>divideByZero</u> ; $x < -1$: <u>invalid operation</u> ; <u>underflow</u>
<u>hypot</u> (x, y)	$\sqrt{x^2 + y^2}$	$[-\infty, +\infty] \times [-\infty, +\infty]$	<u>overflow</u> ; <u>underflow</u> ; see also 9.2.1
<u>rSqrt</u>	$1/\text{sqrt}(x)$	$[0, +\infty]$	$x < 0$: <u>invalid operation</u> ; x is ± 0 : <u>divideByZero</u>
<u>compound</u> (x, n)	$(1+x)^n$	$[-1, +\infty] \times \mathbf{Z}$	$x < -1$: <u>invalid operation</u> ; see also 9.2.1
<u>rootn</u> (x, n)	$x^{1/n}$	$[-\infty, +\infty] \times \mathbf{Z}$	$n = 0$: <u>invalid operation</u> ; $x < 0$ and n even: <u>invalid operation</u> ; $n = -1$: <u>overflow</u> , <u>underflow</u> ; see also 9.2.1
<u>pown</u> (x, n)	x^n	$[-\infty, +\infty] \times \mathbf{Z}$	see 9.2.1
<u>pow</u> (x, y)	x^y	$[-\infty, +\infty] \times [-\infty, +\infty]$	see 9.2.1
<u>powr</u> (x, y)	x^y	$[0, +\infty] \times [-\infty, +\infty]$	see 9.2.1
<u>sin</u>	$\sin(x)$	$(-\infty, +\infty)$	$ x = \infty$: <u>invalid operation</u> ; <u>underflow</u>
<u>cos</u>	$\cos(x)$	$(-\infty, +\infty)$	$ x = \infty$: <u>invalid operation</u>
<u>tan</u>	$\tan(x)$	$(-\infty, +\infty)$	$ x = \infty$: <u>invalid operation</u> ; <u>underflow</u>

Table 9.1—Recommended correctly rounded functions (continued)

<u>Operation</u>	<u>Function</u>	<u>Domain</u>	<u>Other exceptions</u>
<u>sinPi</u>	<u>$\sin(\pi \times x)$</u>	<u>$(-\infty, +\infty)$</u>	<u>$x = \infty$: invalid operation; underflow; see also 9.2.1</u>
<u>cosPi</u>	<u>$\cos(\pi \times x)$</u>	<u>$(-\infty, +\infty)$</u>	<u>$x = \infty$: invalid operation; see also 9.2.1</u>
<u>atanPi</u>	<u>$\text{atan}(x)/\pi$</u>	<u>$[-\infty, +\infty]$</u>	<u>underflow</u>
<u>atan2Pi</u> (<u>y, x</u>)	<u>see 9.2.1</u>	<u>$[-\infty, +\infty] \times [-\infty, +\infty]$</u>	<u>underflow</u>
<u>asin</u>	<u>$\text{asin}(x)$</u>	<u>$[-1, +1]$</u>	<u>$x > 1$: invalid operation; underflow</u>
<u>acos</u>	<u>$\text{acos}(x)$</u>	<u>$[-1, +1]$</u>	<u>$x > 1$: invalid operation</u>
<u>atan</u>	<u>$\text{atan}(x)$</u>	<u>$[-\infty, +\infty]$</u>	<u>underflow</u>
<u>atan2</u> (<u>y, x</u>)	<u>see 9.2.1</u>	<u>$[-\infty, +\infty] \times [-\infty, +\infty]$</u>	<u>underflow; see also 9.2.1</u>
<u>sinh</u>	<u>$\sinh(x)$</u>	<u>$[-\infty, +\infty]$</u>	<u>overflow; underflow</u>
<u>cosh</u>	<u>$\cosh(x)$</u>	<u>$[-\infty, +\infty]$</u>	<u>overflow</u>
<u>tanh</u>	<u>$\tanh(x)$</u>	<u>$[-\infty, +\infty]$</u>	<u>underflow</u>
<u>asinh</u>	<u>$\text{asinh}(x)$</u>	<u>$[-\infty, +\infty]$</u>	<u>underflow</u>
<u>acosh</u>	<u>$\text{acosh}(x)$</u>	<u>$[+1, +\infty]$</u>	<u>$x < 1$: invalid operation</u>
<u>atanh</u>	<u>$\text{atanh}(x)$</u>	<u>$[-1, +1]$</u>	<u>underflow; $x = 1$: divideByZero; $x > 1$: invalid operation</u>

Interval notation is used for the domain: a value adjacent to a bracket is included in the domain and a value adjacent to a parenthesis is not. **Z** is the set of integers.

The notation $A \times B$ in the domain denotes the set of ordered pairs of elements (a, b) where a is an element of A and b is an element of B .

The functions \sin , \cos , \tan , asin , acos , atan , and atan2 measure angles in radians. The functions $\sin\text{Pi}$, $\cos\text{Pi}$, asinPi , acosPi , atanPi , and atan2Pi measure angles in half-revolutions.

For symmetric functions, $f(-x)$ is $f(x)$ for all rounding attributes for their entire domain and range. For antisymmetric functions, $f(-x)$ is $-f(x)$ for roundTiesToEven , roundTiesToAway , and roundTowardZero for their entire domain and range. $\text{hypot}(x, y)$ is even in both operands. $\text{atan2}(y, x)$ and $\text{atan2Pi}(y, x)$ are odd in their first operand.

9.2.1 Special values

For the functions expm1 , exp2m1 , exp10m1 , logp1 , log2p1 , log10p1 , \sin , \tan , $\sin\text{Pi}$, atanPi , asin , atan , \sinh , \tanh , asinh , and atanh , $f(+0)$ is $+0$ and $f(-0)$ is -0 with no exception.

For the functions exp , exp2 , and exp10 , $f(+\infty)$ is $+\infty$ and $f(-\infty)$ is $+0$ with no exception. For the functions expm1 , exp2m1 , and exp10m1 , $f(+\infty)$ is $+\infty$ and $f(-\infty)$ is -1 with no exception.

For the functions \log , $\log2$, $\log10$, logp1 , log2p1 , and log10p1 , $f(+\infty)$ is $+\infty$ with no exception. For the functions \log , $\log2$, and $\log10$, $f(\pm 0)$ is $-\infty$ and signals the divideByZero exception, and $f(1)$ is $+0$. For the functions logp1 , log2p1 , and log10p1 , $f(-1)$ is $-\infty$ and signals the divideByZero exception.

For the hypot function, $\text{hypot}(\pm 0, \pm 0)$ is $+0$, $\text{hypot}(\pm\infty, \text{qNaN})$ is $+\infty$, and $\text{hypot}(\text{qNaN}, \pm\infty)$ is $+\infty$. $\text{rSqrt}(+\infty)$ is $+0$ with no exception. $\text{rSqrt}(\pm 0)$ is $\pm\infty$ and signals the divideByZero exception.

For the compound, rootn, and pown functions, n is a finite integral value in logBFormat. When logBFormat is a floating-point format, the behavior of these functions is language-defined when the second operand is non-integral or infinite.

For the compound function:

$\text{compound}(x, 0)$ is 1 for $x \geq -1$, $+\infty$, or quiet NaN
 $\text{compound}(-1, n)$ is $+\infty$ and signals the divideByZero exception for integral $n < 0$
 $\text{compound}(-1, n)$ is $+0$ for integral $n > 0$.

For the rootn function:

$\text{rootn}(\pm 0, n)$ is $\pm\infty$ and signals the divideByZero exception for odd integral $n < 0$
 $\text{rootn}(\pm 0, n)$ is $+\infty$ and signals the divideByZero exception for even integral $n < 0$
 $\text{rootn}(\pm 0, n)$ is $+0$ for even integral $n > 0$
 $\text{rootn}(\pm 0, n)$ is ± 0 for odd integral $n > 0$.

For the pown function (integral exponents only):

$\text{pown}(x, 0)$ is 1 for any x (even a zero, quiet NaN, or infinity)
 $\text{pown}(\pm 0, n)$ is $\pm\infty$ and signals the divideByZero exception for odd integral $n < 0$
 $\text{pown}(\pm 0, n)$ is $+\infty$ and signals the divideByZero exception for even integral $n < 0$
 $\text{pown}(\pm 0, n)$ is $+0$ for even integral $n > 0$
 $\text{pown}(\pm 0, n)$ is ± 0 for odd integral $n > 0$.

For the pow function (integral exponents get special treatment):

$\text{pow}(x, \pm 0)$ is 1 for any x (even a zero, quiet NaN, or infinity)
 $\text{pow}(\pm 0, y)$ is $\pm\infty$ and signals the divideByZero exception for y an odd integer < 0
 $\text{pow}(\pm 0, -\infty)$ is $+\infty$ with no exception
 $\text{pow}(\pm 0, +\infty)$ is $+0$ with no exception
 $\text{pow}(\pm 0, y)$ is $+\infty$ and signals the divideByZero exception for finite $y < 0$ and not an odd integer
 $\text{pow}(\pm 0, y)$ is ± 0 for finite $y > 0$ an odd integer
 $\text{pow}(\pm 0, y)$ is $+0$ for finite $y > 0$ and not an odd integer
 $\text{pow}(-1, \pm\infty)$ is 1 with no exception
 $\text{pow}(+1, y)$ is 1 for any y (even a quiet NaN)
 $\text{pow}(x, y)$ signals the invalid operation exception for finite $x < 0$ and finite non-integer y .

For the powr function (derived by considering only $\exp(y \times \log(x))$):

$\text{powr}(x, \pm 0)$ is 1 for finite $x > 0$
 $\text{powr}(\pm 0, y)$ is $+\infty$ and signals the divideByZero exception for finite $y < 0$
 $\text{powr}(\pm 0, -\infty)$ is $+\infty$
 $\text{powr}(\pm 0, y)$ is $+0$ for $y > 0$
 $\text{powr}(+1, y)$ is 1 for finite y
 $\text{powr}(x, y)$ signals the invalid operation exception for $x < 0$
 $\text{powr}(\pm 0, \pm 0)$ signals the invalid operation exception
 $\text{powr}(+\infty, \pm 0)$ signals the invalid operation exception
 $\text{powr}(+1, \pm\infty)$ signals the invalid operation exception
 $\text{powr}(x, \text{qNaN})$ is qNaN for $x \geq 0$
 $\text{powr}(\text{qNaN}, y)$ is qNaN.

$\sin\text{Pi}(+n)$ is $+0$ and $\sin\text{Pi}(-n)$ is -0 for positive integers n . This implies, under appropriate rounding modes, that $\sin\text{Pi}(-x)$ and $-\sin\text{Pi}(x)$ are the same number (or both NaN) for all x . $\cos\text{Pi}(n + \frac{1}{2})$ is $+0$ for any integer n when $n + \frac{1}{2}$ is representable. This implies that $\cos\text{Pi}(-x)$ and $\cos\text{Pi}(x)$ are the same (or both NaN) for all x .

$\text{atanPi}(\pm\infty)$ is $\pm 1/2$ with no exception.

$\text{atan2Pi}(y, x)$ is the angle subtended at the origin by the point (x, y) and the positive x -axis. The range of atan2Pi is $[-1, +1]$.

For y with positive sign bit, the general cases of $\text{atan2Pi}(y, x)$ for finite non-zero numeric x are correctly rounded from the following exact expressions:

$\text{atan2Pi}(y, x)$ for finite $x > 0$ is $\text{atan}(|y/x|)/\pi$, which can signal the inexact or underflow exceptions

$\text{atan2Pi}(y, x)$ for finite $x < 0$ is $1 - \text{atan}(|y/x|)/\pi$, which can signal the inexact exception.

For y with positive sign bit, the special cases of $\text{atan2Pi}(y, x)$ involving 0 and ∞ are exact constants that signal no exception:

$\text{atan2Pi}(\pm 0, -0)$ is ± 1

$\text{atan2Pi}(\pm 0, +0)$ is ± 0

$\text{atan2Pi}(\pm 0, x)$ is ± 1 for $x < 0$

$\text{atan2Pi}(\pm 0, x)$ is ± 0 for $x > 0$

$\text{atan2Pi}(y, \pm 0)$ is $-\frac{1}{2}$ for $y < 0$

$\text{atan2Pi}(y, \pm 0)$ is $+\frac{1}{2}$ for $y > 0$

$\text{atan2Pi}(\pm y, -\infty)$ is ± 1 for finite $y > 0$

$\text{atan2Pi}(\pm y, +\infty)$ is ± 0 for finite $y > 0$

$\text{atan2Pi}(\pm \infty, x)$ is $\pm \frac{1}{2}$ for finite x

$\text{atan2Pi}(\pm \infty, -\infty)$ is $\pm \frac{3}{4}$

$\text{atan2Pi}(\pm \infty, +\infty)$ is $\pm \frac{1}{4}$.

$\text{atan}(\pm \infty)$ is $\pm \pi/2$ rounded and signals the inexact exception.

$\text{atan2}(y, x)$ is the angle subtended at the origin by the point (x, y) and the positive x -axis; that angle is also the argument or phase or imaginary part of the logarithm of the complex number $x + iy$. The unrounded range of atan2 is $[-\pi, +\pi]$.

For y with positive sign bit, the general cases of $\text{atan2}(y, x)$ for finite non-zero numeric x are correctly rounded from the following exact expressions:

$\text{atan2}(y, x)$ for finite $x > 0$ is $\text{atan}(|y/x|)$, which can signal the inexact or underflow exceptions

$\text{atan2}(y, x)$ for finite $x < 0$ is $\pi - \text{atan}(|y/x|)$, which can signal the inexact exception.

For y with positive sign bit, the special cases of $\text{atan2}(y, x)$ involving 0 and ∞ are constants which can signal the inexact exception but no other exception:

$\text{atan2}(\pm 0, -0)$ is $\pm \pi$

$\text{atan2}(\pm 0, +0)$ is ± 0

$\text{atan2}(\pm 0, x)$ is $\pm \pi$ for $x < 0$

$\text{atan2}(\pm 0, x)$ is ± 0 for $x > 0$

$\text{atan2}(y, \pm 0)$ is $-\pi/2$ for $y < 0$

$\text{atan2}(y, \pm 0)$ is $+\pi/2$ for $y > 0$

$\text{atan2}(\pm y, -\infty)$ is $\pm \pi$ for finite $y > 0$

$\text{atan2}(\pm y, +\infty)$ is ± 0 for finite $y > 0$

$\text{atan2}(\pm \infty, x)$ is $\pm \pi/2$ for finite x

$\text{atan2}(\pm \infty, -\infty)$ is $\pm 3\pi/4$

$\text{atan2}(\pm \infty, +\infty)$ is $\pm \pi/4$.

For some formats under some rounding attributes the rounded magnitude range of atan (atan2) may exceed the unrounded magnitude of $\pi/2$ (π). In those cases, an anomalous manifold jump may occur under the inverse function for which the careful programmer should account.

$\text{acos}(1)$ is $+0$ and $\text{acosh}(1)$ is $+0$.

$\sinh(\pm \infty)$ and $\text{asinh}(\pm \infty)$ are $\pm \infty$ with no exception. $\cosh(\pm \infty)$ and $\text{acosh}(+\infty)$ are $+\infty$ with no exception. $\tanh(\pm \infty)$ is ± 1 with no exception. $\text{atanh}(\pm 1)$ is $\pm \infty$ and signals the `divideByZero` exception.

Non-standard formats with very large precision relative to exponent range might signal additional exceptions not listed in Table 9.1. For instance, cosPi and \log might signal underflow or overflow and \tan might signal overflow.

9.3 Operations on dynamic modes for attributes

9.3.1 Operations on individual dynamic modes

Language standards that define dynamic mode specification (see 4.2) for binary or decimal rounding directions shall define corresponding non-computational operations to get and set the applicable value of each specified dynamic mode rounding direction. The applicable value of the rounding direction might have been set by a constant attribute specification or a dynamic-mode assignment, according to the scoping rules of the language. The effect of these operations, if used outside the static scope of a dynamic specification

for a rounding direction, is language-defined (and may be unspecified).

Language standards that define dynamic mode specification for binary rounding direction shall define:

- *binaryRoundingDirection* **getBinaryRoundingDirection**(void)
- *void* **setBinaryRoundingDirection**(*binaryRoundingDirection*).

Language standards that define dynamic mode specification for decimal rounding direction shall define:

- *decimalRoundingDirection* **getDecimalRoundingDirection**(void)
- *void* **setDecimalRoundingDirection**(*decimalRoundingDirection*).

Language standards that define dynamic mode specification for other attributes shall define corresponding operations to get and set those dynamic modes.

9.3.2 Operations on all dynamic modes

Implementations supporting dynamic specification for modes shall provide the following non-computational operations for all dynamic-specifiable modes collectively:

- *modeGroup* **saveModes**(void)
Saves the values of all dynamic-specifiable modes as a group.
- *void* **restoreModes**(*modeGroup*)
Restores the values of all dynamic-specifiable modes as a group.
- *void* **defaultModes**(void)
Sets all dynamic-specifiable modes to default values.

modeGroup represents the set of dynamically-specifiable modes. The return values of the **saveModes** operation are for use as operands of the **restoreModes** operation in the same program; this standard does not require support for any other use.

9.4 Reduction operations

Language standards should define the following reduction operations for all supported arithmetic formats. Unlike the other operations in this standard, these operate on vectors of operands in one format and return a result in the same format. Implementations may associate in any order or evaluate in any wider format.

The vector length operand shall have integral values in a language-defined format, *integralFormat*. If *integralFormat* is a floating-point format, it shall have a precision at least as large as *sourceFormat* and have the same radix. The behavior of these operations is language-defined when the vector length operand is non-integral or negative.

Numerical results and exceptional behavior, including the invalid operation exception, may differ among implementations due to the precision of intermediates and the order of evaluation.

Language standards should define the following sum reductions:

- *sourceFormat* **sum**(*source vector*, *integralFormat*)
sum(*p*, *n*) is an implementation-defined approximation to $\sum_{(i=1, n)} p_i$, where *p* is a vector of length *n*.
- *sourceFormat* **dot**(*source vector*, *source vector*, *integralFormat*)
dot(*p*, *q*, *n*) is an implementation-defined approximation to $\sum_{(i=1, n)} (p_i \times q_i)$, where *p* and *q* are vectors of length *n*.
- *sourceFormat* **sumSquare**(*source vector*, *integralFormat*)
sumSquare(*p*, *n*) is an implementation-defined approximation to $\sum_{(i=1, n)} p_i^2$, where *p* is a vector of length *n*.
- *sourceFormat* **sumAbs**(*source vector*, *integralFormat*)

sumAbs(p , n) is an implementation-defined approximation to $\sum_{i=1, n} |p_i|$, where p is a vector of length n .

For sum and dot, if any operand element is a NaN a quiet NaN is returned. A product of $\infty \times 0$ signals the invalid operation exception. A sum of infinities of different signs signals the invalid operation exception. Otherwise, a sum of infinities of the same sign returns that infinity and does not signal any exception. Otherwise, sums are computed in a manner that avoids overflow or underflow in the calculation and the final result is determined from that intermediate result. If that result overflows, signal overflow. If the result underflows, signal underflow.

For sumSquare and sumAbs, if any operand element is an infinity, $+\infty$ is returned. Otherwise, if any operand element is a NaN a quiet NaN is returned. Otherwise, sums are computed in a manner that avoids overflow or underflow in the calculation and the final result is determined from that. If that result overflows, signal overflow. If the result underflows, signal underflow.

When the vector length operand is zero, the return value is +0 without exception.

Language standards should define the following scaled product reduction operations:

- (*sourceFormat*, *integralFormat*) **scaledProd**(*source vector*, *integralFormat*)
{ pr , sf } is **scaledProd**(p , n) where p is a vector of length n ; $\text{scaleB}(pr, sf)$ is an implementation-defined approximation to $\prod_{i=1, n} p_i$.
- (*sourceFormat*, *integralFormat*) **scaledProdSum**(*source vector*, *source vector*, *integralFormat*)
{ pr , sf } is **scaledProdSum**(p , q , n) where p and q are vectors of length n ; $\text{scaleB}(pr, sf)$ is an implementation-defined approximation to $\prod_{i=1, n} (p_i + q_i)$.
- (*sourceFormat*, *integralFormat*) **scaledProdDiff**(*source vector*, *source vector*, *integralFormat*)
{ pr , sf } is **scaledProdDiff**(p , q , n) where p and q are vectors of length n ; $\text{scaleB}(pr, sf)$ is an implementation-defined approximation to $\prod_{i=1, n} (p_i - q_i)$.

The vector operands and the scaled product member of the result shall be of the same format. The vector length operand and the scale factor member of the result shall have integral values and should be of the same language-defined format, *integralFormat*.

For scaledProd, scaledProdSum, and scaledProdDiff, if any operand element is a NaN a quiet NaN is returned. A product of $\infty \times 0$ signals the invalid operation exception. A sum of infinities of different signs (or a difference of infinities of like signs) signals the invalid operation exception. Otherwise, if there are infinities in the product, an infinity is returned and the invalid operation exception is not signaled. Otherwise, if there are zeros in the product, a zero is returned and the invalid operation exception is not signaled.

In the absence of any of the above, the scaled result, pr , shall not be affected by overflow or underflow. These operations should not signal the divideByZero exception, even if implemented with logB. If the scale factor is too large in magnitude to be represented exactly in the format of sf , then these operations shall signal the invalid operation exception and by default return quiet NaN for pr , and also for sf if *integralFormat* is a floating-point format.

When the vector length operand is zero, pr is 1 and sf is +0 without exception.

10. Expression evaluation

10.1 Expression evaluation rules

Clause 5 of this standard specifies the result of a single arithmetic operation. Every operation has an explicit or implicit destination. For numerical results, one rounding occurs to fit the exact result into a destination format. That result is reproducible in that the same operation applied to the same operands under the same attributes produces the same result on all conforming implementations in all languages.

Programming language standards might define syntax for expressions that combine one or more operations of this standard, producing a result to fit an explicit or implicit final destination. When a variable with a declared format is a final destination, as in format conversion to a variable, that declared format of that variable governs its rounding. The format of an implicit destination, or of an explicit destination without a declared format, is defined by language standard expression evaluation rules.

A programming language standard specifies one or more rules for expression evaluation. A rule for

expression evaluation encompasses:

- The order of evaluation of operations.
- The formats of implicit intermediate results.
- When assignments to explicit destinations round once, and when twice (see below).
- The formats of parameters to generic and non-generic operations.
- The formats of results of generic operations.

Language standards might permit the user to select different language-standard-defined rules for expression evaluation, and might allow implementations to define additional expression evaluation rules and specify the default expression evaluation rule; in these cases language standards should define preferredWidth attributes as specified below.

Some language standards implicitly convert operands of standard floating-point operations to a common format. Typically, operands are promoted to the widest format of the operands or a preferredWidth format. However, if the common format is not a superset of the operand formats, then the conversion of an operand to the common format might not preserve the values of the operands. Examples include:

- Converting a fixed-point or integer operand to a floating-point format with less precision.
- Converting a floating-point operand from one radix to another.
- Converting a floating-point operand to a format with the same radix but with either less range or less precision.

Language standards should disallow, or provide warnings for, mixed-format operations that would cause implicit conversion that might change operand values.

10.2 Assignments, parameters, and function values

The last operation of many expressions is an assignment to an explicit final destination variable. As a part of expression evaluation rules, language standards shall specify when the next to last operation is performed by rounding at most once to the format of the explicit final destination, and when by rounding as many as two times, first to an implicit intermediate format, and then to the explicit final destination format. The latter case does not correspond to any single operation in Clause 5 but implies a sequence of two such operations.

In either case, implementations shall never use an assigned-to variable's wider precursor in place of the assigned-to variable's stored value when evaluating subsequent expressions.

When a function has explicitly-declared formal parameter types in scope, the actual parameters shall be rounded if necessary to those explicitly-declared types. When a function does not have explicitly-declared formal parameter types in scope, or is a generic operation, the actual parameters shall be rounded according to language-standard-defined rules.

When a function explicitly declares the type of its return value, the return value shall be rounded to that explicitly-declared type. When the return value type of a function is implicitly defined by language standard rules, the return value shall be rounded to that implicitly-defined type.

10.3 preferredWidth attributes for expression evaluation

Language standards defining generic operations, supporting more than one arithmetic format in a particular radix, and defining or allowing more than one way to map expressions in that language into the operations of this standard, should define preferredWidth attributes for each such radix. preferredWidth attributes are explicitly enabled by the user and specify one aspect of expression evaluation: the implicit destination format of language-standard-specified generic operations.

In this standard, a computational operation that returns a numeric result first produces an unrounded result as an exact number of infinite precision. That unrounded result is then rounded to a destination format. For certain language-standard-specified generic operations, that destination format is implied by the widths of the operands and by the preferredWidth attribute currently in effect.

The following preferredWidth attributes disable and enable widening of operations in expressions that

might be as simple as $z=x+y$ or that might involve several operations on operands of different formats.

- **preferredWidthNone** attribute: Each such language standard should define, and require implementations to provide, means for users to specify a preferredWidthNone attribute for a block. Destination width is the maximum of the operand widths: generic operations with floating-point operands and results of the same radix round results to the widest format among the operands.
- **preferredWidthFormat** attributes: Each such language standard should define, and require implementations to provide, means for users to specify a preferredWidthFormat attribute for a block. Table 10.1 lists operators with floating-point results that are suitable for being affected by preferredWidth attributes. The destination width is typically the maximum of the width of the preferredWidthFormat and operand widths: affected operations with floating-point operands and results (of the same radix) round results to the widest format among the operands and the preferredWidthFormat. Affected operations do not narrow their operands, which might be widened expressions. preferredWidthFormat affects only destinations in the radix of that format.

preferredWidth attributes do not affect the width of the final rounding to an explicit destination with a declared format, which is always rounded to that format. preferredWidth attributes do not affect explicit format conversions within expressions; they are always rounded to the format specified by the conversion.

Table 10.1—preferredWidth operations with floating-point results

<i>destination</i> addition (<i>source1</i> , <i>source2</i>)
<i>destination</i> subtraction (<i>source1</i> , <i>source2</i>)
<i>destination</i> multiplication (<i>source1</i> , <i>source2</i>)
<i>destination</i> division (<i>source1</i> , <i>source2</i>)
<i>destination</i> squareRoot (<i>source1</i>)
<i>destination</i> fusedMultiplyAdd (<i>source1</i> , <i>source2</i> , <i>source3</i>)
<i>destination</i> minNum (<i>source1</i> , <i>source2</i>)
<i>destination</i> maxNum (<i>source1</i> , <i>source2</i>)
<i>destination</i> minNumMag (<i>source1</i> , <i>source2</i>)
<i>destination</i> maxNumMag (<i>source1</i> , <i>source2</i>)
<i>destination</i> f (<i>source</i>) or f (<i>source1</i> , <i>source2</i>) for f any of the functions in Clause 9.

10.4 Literal meaning and value-changing optimizations

Language standards should define the literal meaning of the source code of a program that translates to operations of this standard. The literal meaning is contained in the order of operations (controlled by precedence rules and parentheses), destination formats (implicit and explicit) for operations, and the scope of attribute or dynamic mode specifications. A language standard should require that by default, when no optimizations are enabled and no alternate exception handling is enabled, language implementations preserve the literal meaning of the source code. That means that language implementations do not perform value-changing transformations that change the numerical results or the flags raised.

A language implementation preserves the literal meaning of the source code by, for example:

- Preserving the order of operations defined by explicit sequence or parenthesization.
- Preserving the formats of explicit and implicit destinations.
- Applying the properties of real numbers to floating-point expressions only when they preserve numerical results and flags raised:
 - Applying the commutative law only to operations, such as addition and multiplication, for which neither the numerical values of the results, nor the representations of the results, depend on the order of the operands.
 - Applying the associative or distributive laws only when they preserve numerical results and flags raised.
 - Applying the identity laws ($0+x$ and $1\times x$) only when they preserve numerical results and flags raised.
- Preserving the order of operations affected by attributes or dynamic modes with respect to operations that modify attributes or dynamic modes; most computational operations are affected by

attributes or dynamic modes.

- Preserving the order of operations that restore, lower, or raise status flags with respect to operations that test or save status flags; most computational operations can raise status flags.

The following value-changing transformations, among others, preserve the literal meaning of the source code:

- Applying the identity property $0+x$ when x is not zero and is not a signaling NaN and the result has the same exponent as x .
- Applying the identity property $1 \times x$ when x is not a signaling NaN and the result has the same exponent as x .
- Changing the payload or sign bit of a quiet NaN.
- Changing the order in which different flags are raised.
- Changing the number of times a flag is raised when it is raised at least once.

A language standard should also define, and require implementations to provide, attributes that allow and disallow value-changing optimizations, separately or collectively, for a block. These optimizations might include, but are not limited to:

- Applying the associative or distributive laws.
- Synthesis of a fusedMultiplyAdd operation from a multiplication and an addition.
- Synthesis of a *formatOf* operation from an operation and a conversion of the result of the operation.
- Use of wider intermediate results in expression evaluation.

Programmers license these optimizations when the corresponding changes in numerical values or status flags are acceptable.

11. Reproducible floating-point results

Reproducible floating-point numerical and status flag results are possible for reproducible operations, with reproducible attributes, operating on reproducible formats, defined for each language as follows:

- A reproducible operation is one of the operations described in Clause 5 or is a supported operation from 9.2 or 9.3.
- A reproducible attribute is an attribute that is required by a language standard in all implementations (see 4).
- A reproducible status flag is one raised by the invalid operation, division by zero, or overflow exceptions (see 7.2, 7.3, and 7.4).
- A reproducible format is an arithmetic format that is also an interchange format (see 3).

Programs that can be reliably translated into an explicit or implicit sequence of reproducible operations on reproducible formats produce reproducible results. That is, the same numerical and reproducible status flag results are produced.

Reproducible results require cooperation from language standards, language processors, and users. A language standard should support reproducible programming. Any conforming language standard supporting reproducible programming shall:

- Support the reproducible-results attribute.
- Support a reproducible format by providing all the reproducible operations for that format.
- Provide means to explicitly or implicitly specify any sequence of reproducible operations on reproducible formats supported by that language.

and shall explicitly define:

- Which language element corresponds to which supported reproducible format.
- How to specify in the language each reproducible operation on each supported reproducible format.
- One or more unambiguous expression evaluation rules that shall be available for user selection on all conforming implementations of that language standard, without deferring any aspect to

implementations. If a language standard permits more than one interpretation of a sequence of operations from this standard it shall provide a means of specifying an unambiguous evaluation of that sequence (such as by prescriptive parentheses).

- A reproducible-results attribute, as described in 4.1, with values to indicate when reproducible results are required or reproducible results are not required. Language standards define the default value. When the user selects reproducible results required:
 - Execution behavior shall preserve the literal meaning (see 10.4) of the source code.
 - Conversions to and from external decimal character sequence shall not limit the maximum supported precision H (see 5.12.2).
 - Language processors shall indicate where reproducibility of operations that can affect the results of floating-point operations can not be guaranteed.
 - Only default exception handling (see 7) shall be used.

Note that if a language supports separately compiled routines (e.g., library routines for common functions), there must be some mechanism to ensure reproducible behavior.

Users obtain the same floating-point numerical and reproducible status flag results, on all platforms supporting such a language standard, by writing programs that:

- Use the reproducible results required attribute.
- Use only floating-point formats that are reproducible formats.
- Use only reproducible floating-point operations explicitly, or implicitly via expressions.
- Use only attributes required in all implementations for rounding, and preferredWidth.
- Use only integer and non-floating-point formats supported in all implementations of the language standard, and only in ways that avoid signaling integer arithmetic exceptions and other implementation-defined exceptions.

and that

- Do not use value-changing optimizations (see 10.4).
- Do not exceed system limits.
- Do not use fusedMultiplyAdd(0, ∞ , c) or fusedMultiplyAdd(∞ , 0, c) where c is a quiet NaN.
- Do not use signaling NaNs.
- Do not depend on the sign of a zero result or the quantum of a decimal result for minNum(x , y), maxNum(x , y), minNumMag(x , y), or maxNumMag(x , y) when x and y are equal.
- Do not depend on quiet NaN propagation, payloads, or sign bits.
- Do not depend on the underflow and inexact exceptions and flags.
- Do not depend on the quantum of the results of operations on decimal formats in Table 9.1.
- Do not depend on encodings (e.g., type overlays).

Annex A

(informative)

Bibliography

The following documents might be helpful to the reader.

[B1] ANSI INCITS 4–1986 Information Systems—Coded Character Sets—7-bit American National Standard Code for Information Interchange (7-Bit ASCII).

[B2] Boldo, S., and Muller, J.-M., “Some functions computable with a fused-mac”, *Proceedings of the 17th IEEE Symposium on Computer Arithmetic*, ISBN 0-7695-2366-8, pp. 52–58, IEEE Computer Society, 2005.

[B3] Bruguera, J. D., and Lang, T., “Floating-point Fused Multiply-Add: Reduced Latency for Floating-Point Addition”, *Proceedings of the 17th IEEE Symposium on Computer Arithmetic*, ISBN 0-7695-2366-8, pp. 42–51, IEEE Computer Society, 2005.

[B4] Coonen, J. T., “Contributions to a Proposed Standard for Binary Floating-point Arithmetic”, PhD thesis, University of California, Berkeley, 1984.

[B5] Cowlishaw, M. F., “Densely-Packed Decimal Encoding”, *IEE Proceedings—Computers and Digital Techniques*, Vol. 149 #3, ISSN 1350-2387, pp. 102–104, IEE, London, 2002.

[B6] Cowlishaw, M. F., “Decimal Floating-Point: Algorithm for Computers”, *Proceedings of the 16th IEEE Symposium on Computer Arithmetic*, ISBN 0-7695-1894-X, pp. 104–111, IEEE Computer Society, 2003.

[B7] Demmel, J. W., and Li, X., “Faster numerical algorithms via exception handling”, *IEEE Transactions on Computers*, 43(8): pp. 983–992, 1994.

[B8] de Dinechin, F., Ershov, A., and Gast, N., “Towards the post-ultimate libm”, *Proceedings of the 17th IEEE Symposium on Computer Arithmetic*, ISBN 0-7695-2366-8, pp. 288–295, IEEE Computer Society, 2005.

[B9] de Dinechin, F., Lauter, C. Q., and Muller, J.-M., “Fast and correctly rounded logarithms in double-precision”, *Theoretical Informatics and Applications*, 41, pp. 85–102, EDP Sciences, 2007.

[B10] Higham, N. J., *Accuracy and Stability of Numerical Algorithms*, 2nd edition, ISBN 0-89871-521-0, Society for Industrial and Applied Mathematics (SIAM), 2002.

[B11] IEC 60559:1989, Binary floating-point arithmetic for microprocessor systems (previously designated IEC 559:1989).

[B12] ISO/IEC 9899:1999(E) Programming languages—C (C99).

[B13] Kahan, W., “Branch Cuts for Complex Elementary Functions, or Much Ado About Nothing’s Sign Bit”, *The State of the Art in Numerical Analysis*, (Eds. Iserles and Powell), Clarendon Press, Oxford, 1987.

[B14] Lefèvre, V., “New results on the distance between a segment and Z^2 . Application to the exact rounding”, *Proceedings of the 17th IEEE Symposium on Computer Arithmetic*, ISBN 0-7695-2366-8, pp. 68–75, IEEE Computer Society, 2005.

[B15] Lefèvre, V., and Muller, J.-M., “Worst cases for correct rounding of the elementary functions in double precision”, *Proceedings of the 15th IEEE Symposium on Computer Arithmetic*, ISBN 0-7695-1150-3, pp. 111–118, IEEE Computer Society, 2001.

[B16] Markstein, P., *IA-64 and Elementary Functions: Speed and Precision*, ISBN 0-13-018348-2, Prentice Hall, Upper Saddle River, NJ, 2000.

[B17] Montoye, R. K., Hokenek, E., and Runyou, S. L., “Design of the IBM RISC System/6000 floating-point execution unit”, *IBM Journal of Research and Development*, 34(1), pp. 59–70, 1990.

[B18] Muller, J.-M., *Elementary Functions: Algorithms and Implementation*, 2nd edition, Chapter 10, ISBN 0-8176-4372-9, Birkhäuser, 2006.

[B19] Overton, M. L., *Numerical Computing with IEEE Floating Point Arithmetic*, ISBN 0-89871-571-7,

Society for Industrial and Applied Mathematics (SIAM), 2001.

[B20] Schwarz, E. M., Schmookler, M. S., and Trong, S. D., “Hardware Implementations of Denormalized Numbers”, *Proceedings of the 16th IEEE Symposium on Computer Arithmetic*, ISBN 0-7695-1894-X, pp. 70–78, IEEE Computer Society, 2003.

[B21] Stehlé, D., Lefèvre, V., and Zimmermann, P., “Searching worst cases of a one-variable function”, *IEEE Transactions on Computers*, 54(3), pp. 340–346, 2005.

[B22] The Unicode Standard, Version 5.0, The Unicode Consortium, Addison-Wesley Professional, 27 October 2006, ISBN 0-321-48091-0.

Annex A Recommended Functions and Predicates

(Informative)

(This Appendix is not a part of ANSI/IEEE Std 754-1985, IEEE Standard for Binary Floating-Point Arithmetic.)

The following functions and predicates are recommended as aids to program portability across different systems, perhaps performing arithmetic very differently. They are described generically, that is, the types of the operands and results are inherent in the operands. Languages that require explicit typing will have corresponding families of functions and predicates.

Some functions, such as the copy operation $y := x$ without change of format, may at the implementor's option be treated as nonarithmetic operations which do not signal the invalid operation exception for signaling NaNs; the functions in question are (1), (2), (6), and (7).

- 1) ~~Copysign(x, y) returns x with the sign of y . Hence, $\text{abs}(x) = \text{copysign}(x, 1.0)$, even if x is NaN.~~
- 2) ~~$-x$ is x copied with its sign reversed, not $0 - x$; the distinction is germane when x is ± 0 or NaN. Consequently, it is a mistake to use the sign bit to distinguish signaling NaNs from quiet NaNs.~~
- 3) ~~Scalb(y, N) returns $y \times 2^N$ for integral values N without computing 2^N .~~
- 4) ~~Logb(x) returns the unbiased exponent of x , a signed integer in the format of x , except that $\text{logb}(\text{NaN})$ is a NaN, $\text{logb}(\infty)$ is $+\infty$, and $\text{logb}(0)$ is $-\infty$ and signals the division by zero exception. When x is positive and finite the expression $\text{scalb}[x, -\text{logb}(x)]$ lies strictly between 0 and 2; it is less than 1 only when x is denormalized.~~
- 5) ~~Nextafter(x, y) returns the next representable neighbor of x in the direction toward y . The following special cases arise: if $x = y$, then the result is x without any exception being signaled; otherwise, if either x or y is a quiet NaN, then the result is one or the other of the input NaNs. Overflow is signaled when x is finite but $\text{nextafter}(x, y)$ is infinite; underflow is signaled when $\text{nextafter}(x, y)$ lies strictly between $\pm 2^{E_{\min}}$, in both cases, inexact is signaled.~~
- 6) ~~Finite(x) returns the value TRUE if $-\infty < x < +\infty$, and returns FALSE otherwise.~~
- 7) ~~Isnan(x), or equivalently $x \neq x$, returns the value TRUE if x is a NaN, and returns FALSE otherwise.~~
- 8) ~~$x < y$ is TRUE only when $x < y$ or $x > y$, and is distinct from $x \neq y$, which means NOT($x = y$) (Table 4).~~
- 9) ~~Unordered(x, y), or $x ? y$, returns the value TRUE if x is unordered with y , and returns FALSE otherwise (Table 4).~~
- 10) ~~Class(x) tells which of the following ten classes x falls into: signaling NaN, quiet NaN, $-\infty$, negative normalized nonzero, negative denormalized, -0 , $+0$, positive denormalized, positive normalized nonzero, $+\infty$. This function is never exceptional, not even for signaling NaNs.~~

Annex B

(informative)

Program debugging support

B.1 Overview

Implementations of this standard vary in the priorities they assign to characteristics like performance and debuggability (the ability to debug). This annex describes some programming environment features that should be provided by implementations that intend to support maximum debuggability. On some implementations, enabling some of these abilities might be very expensive in performance compared to fully optimized code.

Debugging includes finding the origins of and reasons for numerical sensitivity or exceptions, finding programming errors such as accessing uninitialized storage that are only manifested as incorrect numerical results, and testing candidate fixes for problems that are found.

B.2 Numerical sensitivity

Debuggers should be able to alter the attributes governing handling of rounding or exceptions inside subprograms, even if the source code for those subprograms is not available; dynamic modes might be used for this purpose. For instance, changing the rounding direction or precision during execution might help identify subprograms that are unusually sensitive to rounding, whether due to ill-condition of the problem being solved, instability in the algorithm chosen, or an algorithm designed to work in only one rounding-direction attribute. The ultimate goal is to determine responsibility for numerical misbehavior, especially in separately-compiled subprograms. The chosen means to achieve this ultimate goal is to facilitate the production of small reproducible test cases that elicit unexpected behavior.

B.3 Numerical exceptions

Debuggers should be able to detect, and pause the program being debugged, when a prespecified exception is signaled within a particular subprogram, or within specified subprograms that it calls. To avoid confusion, the pause should happen soon after the event which precipitated the pause. After such a pause, the debugger should be able to continue execution as if the exception had been handled by an alternate handler if specified, or otherwise by the default handler. The pause is associated with an exception and might not be associated with a well-defined source-code statement boundary; insisting on pauses that are precise with respect to the source code might well inhibit optimization.

Debuggers should be able to raise and lower status flags.

Debuggers should be able to examine all the status flags left standing at the end of a subprogram's or whole program's execution. These capabilities should be enhanced by implementing each status flag as a reference to a detailed record of its origin and history. By default, even a subprogram presumed to be debugged should at least insert a reference to its name in an status flag and in the payload of any new quiet NaN produced as a floating-point result of an invalid operation. These references indicate the origin of the exception or NaN.

Debuggers should be able to maintain tables of histories of quiet NaNs, using the NaN payload to index the tables.

Debuggers should be able to pause at every floating-point operation, without disrupting a program's logic for dealing with exceptions. Debuggers should display source code lines corresponding to machine instructions whenever possible.

For various purposes a signaling NaN could be used as a reference to a record containing a numerical value extended by an exception history, wider exponent, or wider significand. Consequently debuggers should be able to cause bitwise operations like negate, abs, and copySign, which are normally silent, to detect signaling NaNs. Furthermore the signaling attribute of signaling NaNs should be able to be enabled or disabled globally or within a particular scope, without disrupting or being affected by a program's logic for default or alternate handling of other invalid operation exceptions.

B.4 Programming errors

Debuggers should be able to define some or all NaNs as signaling NaNs that signal an exception every time they are used. In formats with superfluous bit patterns not generated by arithmetic, such as non-canonical significand fields in decimal formats, debuggers should be able to enable signaling-NaN behavior for data containing such bit patterns.

Debuggers should be able to set uninitialized storage and variables, such as heap and common space, to specific bit patterns such as all-zeros or all-ones which are helpful for finding inadvertent usages of such variables; those usages might prove refractory to static analysis if they involve multiple aliases to the same physical storage.

More helpful, and requiring correspondingly more software coordination to implement, are debugging environments in which all floating-point variables, including automatic variables each time they are allocated on a stack, are initialized to signaling NaNs that reference symbol table entries describing their origin in terms of the source program. Such initialization would be especially useful in an environment in which the debugger is able to pause execution when a prespecified exception is signaled or flag is raised.

Index of operations

abs 23, 25, 35, 55
acos 43, 45
acosh 43, 45
addition 21, 34, 37, 49, 50
asin 43
asinh 43, 45
atan 43, 45
atan2 43, 45
atan2Pi 43-45
atanh 43, 45
atanPi 43, 44
class 25
compareQuietEqual 24, 29
compareQuietGreater 24, 30
compareQuietGreaterEqual 24, 30
compareQuietGreaterUnordered 24, 30
compareQuietLess 24, 30
compareQuietLessEqual 24, 30
compareQuietLessUnordered 24, 30
compareQuietNotEqual 24, 29
compareQuietNotGreater 24, 30
compareQuietNotLess 24, 30
compareQuietOrdered 24, 30
compareQuietUnordered 24, 30
compareSignalingEqual 24, 29
compareSignalingGreater 24, 29
compareSignalingGreaterEqual 24, 29
compareSignalingGreaterUnordered 24, 29
compareSignalingLess 24, 29
compareSignalingLessEqual 24, 29
compareSignalingLessUnordered 24, 29
compareSignalingNotEqual 24, 29
compareSignalingNotGreater 24, 29
compareSignalingNotLess 24, 29
compound 42, 44
convertFormat 22
convertFromDecimalCharacter 22
convertFromHexCharacter 22
convertFromInt 21
convertToDecimalCharacter 22
convertToHexCharacter 22
convertToIntegerExactTiesToAway 22, 27
convertToIntegerExactTiesToEven 22, 27
convertToIntegerExactTowardNegative 22, 27
convertToIntegerExactTowardPositive 22, 27
convertToIntegerExactTowardZero 22, 27
convertToIntegerTiesToAway 22, 27
convertToIntegerTiesToEven 22, 27
convertToIntegerTowardNegative 22, 27
convertToIntegerTowardPositive 22, 27
convertToIntegerTowardZero 22, 27
copy 23, 35
copySign 23, 35, 55
cos iv, 42, 43
cosh 43, 45
cosPi 43-45
decodeBinary 23
decodeDecimal 23
defaultModes 46
division 21, 34, 37, 49
dot 47
encodeBinary 23
encodeDecimal 23
exp iv, 42, 43
exp10 42, 43
exp10m1 42, 43
exp2 42, 43
exp2m1 42, 43
expm1 42, 43
fusedMultiplyAdd 4, 21, 34, 35, 37, 49, 50, 52
getBinaryRoundingDirection 46
getDecimalRoundingDirection 46
hypot 42, 43
is754version1985 24
is754version2008 24
isCanonical 25
isFinite 25
isInfinite 25
isNaN 25
isNormal 25
isSignaling 25
isSignMinus 25
isSubnormal 25
isZero 25
log 42, 43, 45
log10 32, 42, 43
log10p1 42, 43
log2 13, 42, 43
log2p1 42, 43
logB 17, 20, 37, 47
logp1 42, 43
lowerFlags 26
maxNum 19, 49, 52
maxNumMag 19, 49, 52
minNum 19, 49, 52
minNumMag 19, 49, 52
multiplication 21, 34, 37, 49, 50
negate 23, 35, 55
nextDown 19
nextUp 19
pow 42, 44
pown 42, 44
powr 42, 44
quantize 18, 20, 35, 37
radix 25
raiseFlags 26, 36
remainder 19, 34, 37
restoreFlags 26, 36

restoreModes	46	setBinaryRoundingDirection	46
rootn	42, 44	setDecimalRoundingDirection	46
roundToIntegralExact	18, 19, 28, 35	sin	42, 43
roundToIntegralTiesToAway	19, 28	sinh	43, 45
roundToIntegralTiesToEven	19, 27	sinPi	43, 44
roundToIntegralTowardNegative	19, 28	squareRoot	21, 34, 35, 37, 49
roundToIntegralTowardPositive	19, 28	subtraction	21, 23, 34, 37, 49
roundToIntegralTowardZero	19, 27	sum	46, 47
rSqrt	42, 44	sumAbs	47
sameQuantum	26	sumSquare	47
saveAllFlags	26	tan	42, 43, 45
saveModes	46	tanh	43, 45
scaleB	17, 20, 47	testFlags	26
scaledProd	47	testSavedFlags	26
scaledProdDiff	47	totalOrder	25, 28, 35
scaledProdSum	47	totalOrderMag	25

